

ABMS BOARD CERTIFICATION REPORT

2023–2024



American Board
of Medical Specialties

Higher standards. Better care.®

Contents

Introduction2
ABMS Board Certified Diplomates: A Population Overview3
ABMS Approved Certifications	
Table 1A: Approved Specialty Certificates by ABMS Member Board8
Table 1B: Approved Subspecialty Certificates by ABMS Member Board9
Footnotes to Table 1A and 1B.	12
Table 1C: Examination Administering Board for Certificates Offered by Multiple ABMS Member Boards.	14
Table 1D: Approved Focused Practice Designations by ABMS Member Board	15
Number of Certificates Issued and Diplomates Certified by ABMS Member Boards	
Table 2A: New Specialty Certificates Issued by ABMS Member Boards 2014–2023	16
Table 2B: New Subspecialty Certificates Issued by ABMS Member Boards 2014–2023	18
Table 2C: ABMS Board Certified Diplomates by Member Board and State.	23

Resources and Contact Information

The Member Boards and Associate Members of ABMS	43
ABMS Publications	44
ABMS Member Board Contact Information.	45

Basic information about requirements for [board certification](#) and [continuing certification](#) can be found on the ABMS website or by contacting an ABMS Member Board.

Whenever the information in this publication is used in part or in whole, or when referencing it as part of a report or article, we request that acknowledgment be given to the American Board of Medical Specialties, cited as: American Board of Medical Specialties (2024). *ABMS Board Certification Report 2023-2024*. <https://www.abms.org/abms-board-certification-report/>

Introduction

The American Board of Medical Specialties® (ABMS) promotes safe, quality patient health care by elevating the discipline of specialty medicine through board certification. ABMS board certification serves two primary roles:

- As an independent evaluation of a physician's or medical specialist's knowledge and skills to practice safely and effectively in a specialty
- As a trusted credential patients can rely upon when selecting a provider for their needs

The value of board certification by an ABMS Member Board is that it provides an ongoing, independent evaluation to assure that the specialty physician workforce:

- Is skilled and clinically competent
- Develops their specialty expertise throughout their careers
- Meets the standards of practice established by their peers

It is demonstrated by the ongoing public interest in seeking out board certified physicians and medical specialists (known as diplomates) and by the number of hospitals and other health care organizations that make board certification a key qualification for medical staff privileges.

About this Report

The *ABMS Board Certification Report* for 2023-2024 is the only publication dedicated to information about ABMS Member Board certified specialists. It provides a summary of key discoveries from the ABMS board certification database and other information provided by the 24 ABMS Member Boards. In aggregate, this report offers a snapshot as of June 30, 2024, including:

- The official list of the specialty and subspecialty certificates approved by ABMS for issue by the ABMS Member Boards.*
- The number of new specialty and subspecialty certificates issued in the last 10 years.
- Distribution of board certified diplomates by ABMS Member Board, specialty, and state.

The ABMS board certification database is a primary source for professional certification verification. Verifying a physician's or medical specialist's board certification is made possible through ABMS [public resources](#) and [professional services](#).

*Prior publications containing this information include *ABMS Certificate Statistics* (2006–2012); *ABMS Annual Report and Reference Handbook* (1980–2005); and *American Board of Medical Specialties Annual Report* (1973–1979), all published by ABMS.

Visit the [ABMS Board Certification Report page](#) on the ABMS website for previous reports.

ABMS Board Certified Diplomates: A Population Overview

The 2023–2024 ABMS Board Certification Report reflects a growing population of board certified physicians and specialists (also known as diplomates) who use board certification to demonstrate their specialty expertise and continued commitment to provide safe, high-quality, and effective care.

The report shows that as of June 30, 2024 there were 997,864 diplomates with an active certification from an ABMS Member Board. Figure 1 shows the counts per board. See [Table 2C](#) for the ABMS Board Certified Diplomates by Member Board and State. The numbers in the table represent distinct counts. A diplomate is counted once per Member Board.



More than
995,000

Board Certified Diplomates

ABMS Member Boards certify in

38
specialties

89
subspecialties

Figure 1: Diplomates With an Active Certification from an ABMS Member Board

Colon and Rectal Surgery	2,806
Medical Genetics and Genomics	2,912
Nuclear Medicine	4,376
Thoracic Surgery	5,891
Allergy and Immunology	6,332
Neurological Surgery	7,267
Plastic Surgery	8,933
Urology	11,987
Physical Medicine and Rehabilitation	12,758
Preventive Medicine	15,291
Dermatology	15,691
Otolaryngology – Head and Neck Surgery	16,159
Ophthalmology	25,402
Orthopaedic Surgery	31,411
Pathology	33,592
Surgery	45,232
Emergency Medicine	46,860
Obstetrics and Gynecology	51,529
Anesthesiology	62,551
Radiology	66,962
Psychiatry and Neurology	82,844
Family Medicine	103,418
Pediatrics	117,602
Internal Medicine	259,064

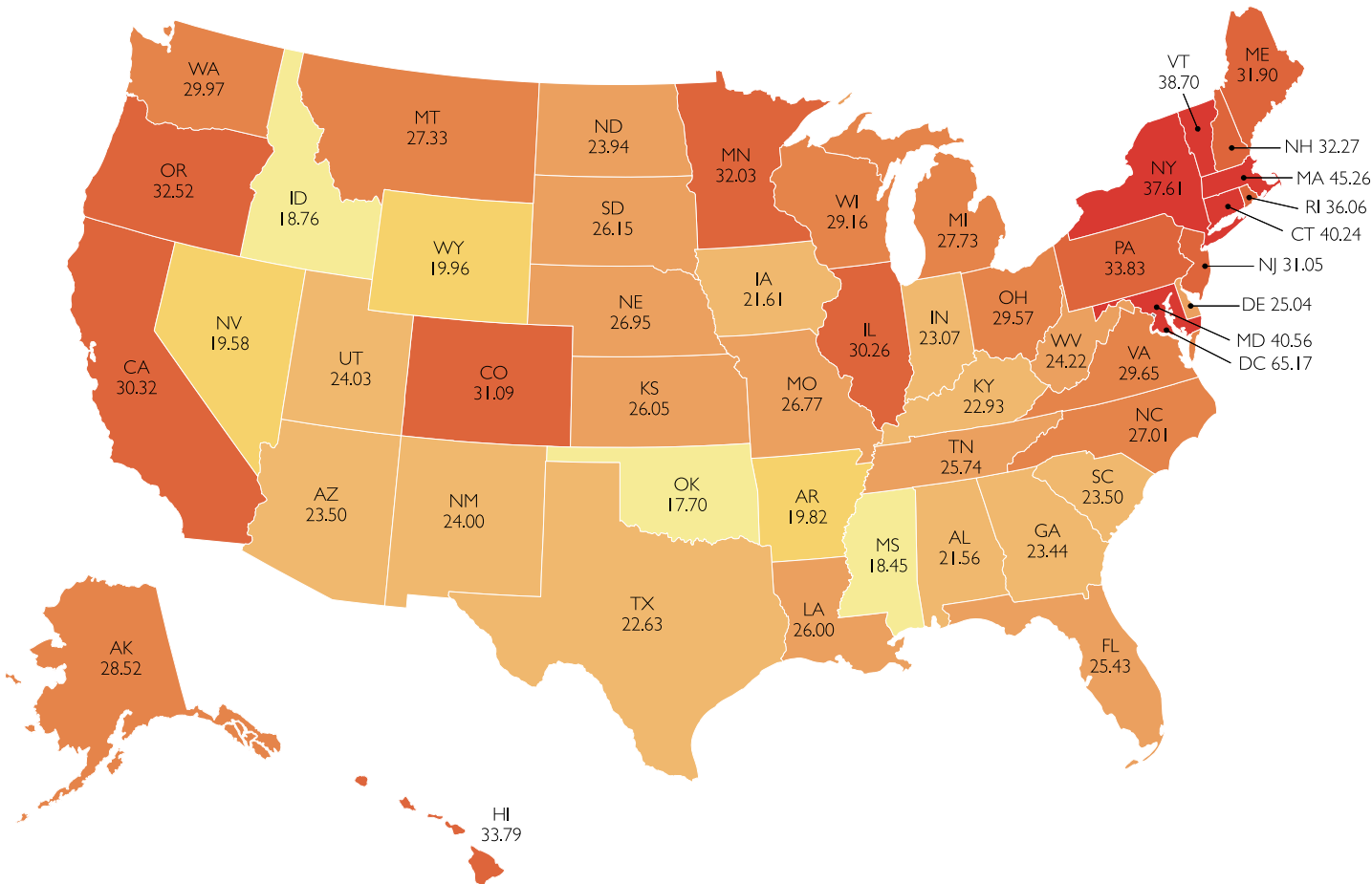
Geographic Distribution of ABMS Member Board Diplomates

Geographic distribution of the ABMS Member Board diplomates was computed using data from the ABMS board certification database, along with United States Census Bureau's Annual Population Estimates (NST-EST2023-ALLDATA)

Source: [Press Kit: Vintage 2023 National and State Population Estimates: Release date December 19, 2023.](#)

The state totals as of June 30, 2024 in [Table 2C](#) provide information about the distribution of diplomates by Member Board and state. Figure 2 shows the diplomate distribution per 10,000 at the state level.

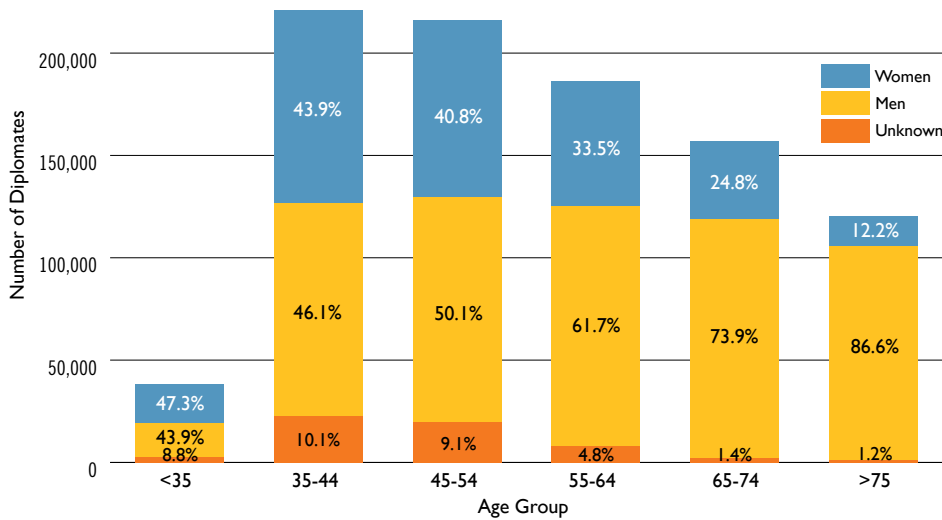
Figure 2: ABMS Member Board Certified Diplomates per 10,000 Population by State



Age and Gender Breakdown

The breakdown of age and gender for the diplomate population continues to change over time. As shown below, the younger cohort shows a even distribution between men and women in contrast to older cohorts. At this time, 33.9% of all active diplomates are women, while 59.7% are men. Note that 6.4% of diplomates are unknown. Currently, the median age of an ABMS board certified diplomate is 53 and the mean age is 56.

Figure 3: Distribution of ABMS Member Board Diplomates Across Gender and Age Groups



Total Member Board Diplomate Population = 997,864 as of June 30, 2024

Age Group	Women Diplomates		Men Diplomates		Gender Unknown	
	Counts	Percentage	Counts	Percentage	Counts	Percentage
Total	338,332	33.9	596,202	59.7	63,330	6.4
Less than 35	28,048	47.3	25,994	43.9	5,217	8.8
35-44	107,060	43.9	112,354	46.1	24,546	10.1
45-54	87,266	40.8	107,019	50.1	19,423	9.1
55-64	60,336	33.5	111,270	61.7	8,682	4.8
65-74	37,588	24.8	112,036	73.9	2,062	1.4
75 and Above	17,382	12.2	123,680	86.6	1,692	1.2
Age Unknown	652	10.5	3,849	62.0	1,708	27.5

Certifications Awarded

ABMS Member Boards awarded 34,461 new specialty certificates (see [Table 2A](#)) and 14,871 new subspecialty certificates (see [Table 2B](#)) to physicians and medical specialists during 2023. In looking at the number of active certifications held, many ABMS Member Board diplomates choose to maintain more than one certification to further demonstrate additional specialized medical expertise. Figure 4 shows that about 25% of ABMS Member Board diplomates have at least two active certifications.

Figure 4: ABMS Member Board Diplomates with Multiple Active Certificates

Number of Certificates	Number of Diplomates	Percentage of Total Diplomates
2	225,411	22.59%
3	33,972	3.40%
4	3,207	0.321%
5	229	0.023%
6	36	0.004%
7	8	0.001%



In 2023 ABMS Member Boards awarded

34,461

new specialty certificates and

14,871

new subspecialty certificates

Certifications Awarded *Continued*

There are 38,413 diplomates with an active certificate from more than one ABMS Member Board. Figure 5 shows the number and percentage of diplomates within each board that are cross-certified.

Figure 5: ABMS Member Board Diplomates Certified by More than One ABMS Board

Member Board	Diplomate Counts	Percentage of Cross-Certified Diplomates per Board
Allergy and Immunology	3,705	58.6%
Anesthesiology	1,950	3.1%
Colon and Rectal Surgery	2,142	76.3%
Dermatology	817	5.2%
Emergency Medicine	2,522	5.4%
Family Medicine	2,657	2.6%
Internal Medicine	15,075	5.8%
Medical Genetics and Genomics	1,135	39.0%
Neurological Surgery	60	0.8%
Nuclear Medicine	3,015	68.9%
Obstetrics and Gynecology	688	1.3%
Ophthalmology	270	1.1%
Orthopaedic Surgery	81	0.3%
Otolaryngology - Head and Neck Surgery	382	2.4%
Pathology	1,090	3.2%
Pediatrics	12,493	10.6%
Physical Medicine and Rehabilitation	444	3.5%
Plastic Surgery	1,591	17.8%
Preventive Medicine	8,791	57.5%
Psychiatry and Neurology	4,583	5.5%
Radiology	3,414	5.1%
Surgery	7,154	15.8%
Thoracic Surgery	3,287	55.8%
Urology	63	0.5%

In reviewing the number of new specialty certificates issued (see [Table 2A](#)) and new subspecialty certificates issued during the past 10 years (see [Table 2B](#)), Figure 6 identifies the top specialty and subspecialty certificates that have the highest increase over 10 years.

Figure 6: Increase in Number of New Specialty and Subspecialty Certificates Issued Over the Last 10 Years

Certificate	Issued by the American Board of	New Certificates Issued		
		2013	2023	Percent Increase
Critical Care Medicine	Emergency Medicine	19	55	189%
Sleep Medicine*	Family Medicine	25 (2013)	53 (2023)	112%
Sports Medicine	Family Medicine	135	228	68%
Consultation-Liaison Psychiatry*	Psychiatry and Neurology	115 (2013)	178 (2023)	54%
Vascular Neurology*	Psychiatry and Neurology	193 (2014)	295 (2022)	52%
Adolescent Medicine*	Pediatrics	36 (2014)	55 (2022)	52%
Pulmonary Disease	Internal Medicine	481	720	49%
Neurology	Psychiatry and Neurology	603	901	49%
Transplant Hepatology*	Internal Medicine	74 (2014)	109 (2022)	47%
Pediatric Emergency Medicine*	Pediatrics	244 (2013)	331 (2023)	35%
Internal Medicine (specialty)	Internal Medicine	7,380	9,750	32%
Family Medicine (specialty)	Family Medicine	3,370	4,442	31%
Gastroenterology	Internal Medicine	488	641	31%
Endocrinology, Diabetes, and Metabolism	Internal Medicine	284	368	29%
Dermatology (specialty)	Dermatology	434	551	26%
Psychiatry (specialty)	Psychiatry and Neurology	1,591	2,009	26%
Infectious Disease	Internal Medicine	330	410	24%
Medical Oncology	Internal Medicine	560	685	22%

*This certificate is only issued every other year.

Continuing Certification

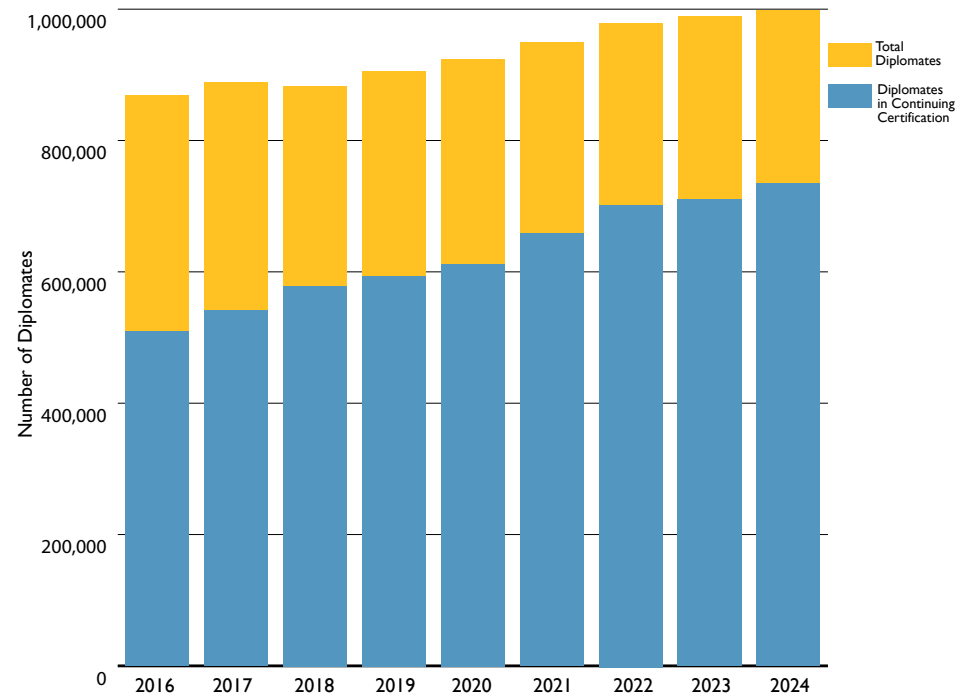
The ABMS board certification database shows that as of June 30, 2024, there were 728,181 diplomates participating in continuing certification. Continuing certification (formerly known as Maintenance of Certification (MOC)) is the ongoing process of board certification that simultaneously supports diplomates in keeping their knowledge and skills current while validating their increasing expertise in a specialty.

The process has developed during the last 20 years. Initial certification is the entry point for diplomates to participate in continuing professional development through focused, relevant, and accessible activities and assessments. Board certified diplomates are required to participate in ongoing activities to maintain certification. Some do not, however, because the requirement was not in place when they were first certified. The ABMS Member Boards strongly encourage these individuals to participate voluntarily. Figure 7 shows the increase of the number of ABMS Member Board diplomates participating in continuing certification.



More than
725,000
board certified diplomates
participate in continuing
certification

Figure 7: ABMS Member Board Diplomates Participating in Continuing Certification



Year	Total Diplomat Population	Total Diplomates Participating in Continuing Certification	Percentage of Diplomat Population Participating in Continuing Certification
2016	868,952	524,079	60.31%
2017	888,723	551,694	62.08%
2018	882,531	578,780	65.58%
2019	905,137	591,419	65.34%
2020	923,132	613,731	65.48%
2021	949,928	657,814	69.25%
2022	978,425	690,514	70.57%
2023	988,737	698,314	70.63%
2024	997,864	728,181	72.97%

Table 1A: Approved Specialty Certificates by ABMS Member Board

A specialty certificate is first awarded by an ABMS Member Board to candidates who meet the requirements for certification in a specified field of medical practice. This table lists the specialty certificates currently approved for issue by the boards. Footnotes can be found on pages 12 and 13. Visit the [ABMS website](#) for the most current list of certificates offered and descriptions of each specialty.

American Board of	Incorporation Year	Approved As Member Board	Specialty Certificate	First Issued ⁽¹⁾	Time-limited Certificates *	
					First Issued	Duration Years
Allergy and Immunology	1971	1971	Allergy and Immunology	1972	1989	10
Anesthesiology	1938	1941	Anesthesiology	1938	2000	10
Colon and Rectal Surgery ⁽⁹⁾	1935	1949	Colon and Rectal Surgery	1940	1990	5
Dermatology ⁽²⁾	1932	1933	Dermatology	1932	1991	10
Emergency Medicine	1976	1979	Emergency Medicine	1980	1980	5
Family Medicine ⁽⁸⁾	1969	1969	Family Medicine ⁽¹⁰⁾	1970	1970	Continuing
Internal Medicine ⁽⁸⁾	1936	1936	Internal Medicine	1937	1990	Continuing
Medical Genetics and Genomics ^(3,8,9)	1980	1991	Clinical Biochemical Genetics ⁽⁴⁾	1982	1993	Continuing
			Clinical Genetics and Genomics, MD ^(4,10)	1982	1993	Continuing
			Laboratory Genetics and Genomics ⁽³⁾	2019	2019	Continuing
Neurological Surgery	1940	1940	Neurological Surgery	1940	1999	10
Nuclear Medicine	1971	1971	Nuclear Medicine	1972	1992	10
Obstetrics and Gynecology ⁽²⁾	1930	1933	Obstetrics and Gynecology	1930	1986	Continuing
Ophthalmology ⁽²⁾	1917	1933	Ophthalmology	1916	1992	10
Orthopaedic Surgery	1934	1935	Orthopaedic Surgery	1935	1986	10
Otolaryngology – Head and Neck Surgery ^(2,5)	1924	1933	Otolaryngology – Head and Neck Surgery ⁽¹⁰⁾	1925	2002	5
Pathology ⁽⁷⁾	1936	1936	Pathology-Anatomic/Pathology-Clinical ⁽¹⁰⁾	1936	2006	Continuing
			Pathology-Anatomic ⁽¹⁰⁾	1936	2006	Continuing
			Pathology-Clinical ⁽¹⁰⁾	1936	2006	Continuing
Pediatrics ⁽⁸⁾	1933	1935	Pediatrics	1934	1988	Continuing
Physical Medicine and Rehabilitation	1947	1947	Physical Medicine and Rehabilitation	1947	1993	Continuing
Plastic Surgery	1937	1941	Plastic Surgery	1939	1995	10
Preventive Medicine	1948	1949	Aerospace Medicine	1953	1998	10
			Occupational and Environmental Medicine ⁽¹⁰⁾	1955	1998	10
			Public Health and General Preventive Medicine ^(9, 10)	1983	1998	10
Psychiatry and Neurology ⁽⁸⁾	1934	1935	Psychiatry	1935	1994	Continuing
			Neurology	1935	1994	Continuing
			Neurology with Special Qualification in Child Neurology	1968	1994	Continuing
Radiology ⁽⁹⁾	1934	1935	Diagnostic Medical Physics ⁽¹⁰⁾	2002	2002	Continuing
			Diagnostic Radiology ⁽¹⁰⁾	1934	2002	Continuing
			Interventional Radiology and Diagnostic Radiology	2017	2017	Continuing
			Nuclear Medical Physics ⁽¹⁰⁾	2002	2002	Continuing
			Radiation Oncology ⁽¹⁰⁾	1987	1995	Continuing
			Therapeutic Medical Physics ⁽¹⁰⁾	2002	2002	Continuing
Surgery	1937	1937	Surgery	1937	1976	Continuing
			Vascular Surgery	1982	1982	Continuing
Thoracic Surgery	1948	1971	Thoracic and Cardiac Surgery ⁽¹⁰⁾	1948	1976	Continuing
Urology	1935	1935	Urology	1935	1985	10

Table 1B: Approved Subspecialty Certificates by ABMS Member Board

A subspecialty certificate is awarded by one or more ABMS Member Boards in a component of a specialty. It can be granted only to specialists who have been certified by one or more board in an area of specialty certification. This table lists the subspecialty certificates currently approved for issue by the boards. Footnotes can be found on pages 12 and 13. Visit the [ABMS website](#) for the most current list of certificates offered by the ABMS Member Boards and descriptions of each subspecialty. A number of certificates are offered by multiple ABMS Member Boards. See [Table 1C](#) to find the board that administers the examination.

American Board of	Subspecialty Certificate	Year Approved by ABMS	First Issued ⁽¹⁾	Time-limited Certificates *	
				First Issued	Duration Years
Allergy and Immunology ^(9, 10)	No Subspecialties				
Anesthesiology	Adult Cardiac Anesthesiology	2021	††	††	10
	Critical Care Medicine	1985	1986	2000	10
	Health Care Administration, Leadership, and Management	2023	††	††	10
	Hospice and Palliative Medicine	2006	2008	2008	10
	Neurocritical Care	2018	2021	2021	10
	Pain Medicine ⁽¹⁰⁾	1991	1993	1993	10
	Pediatric Anesthesiology	2011	2013	2013	10
	Sleep Medicine	2011	2011	2011	10
Colon and Rectal Surgery	No Subspecialties				
Dermatology ^(2, 9)	Dermatopathology	1973	1974	2006	10
	Micrographic Dermatologic Surgery	2018	2021	2021	10
	Pediatric Dermatology	2000	2004	2004	10
Emergency Medicine	Anesthesiology Critical Care Medicine ⁽⁸⁾	2013	2014	2014	5
	Emergency Medical Services	2010	2013	2013	5
	Health Care Administration, Leadership, and Management	2023	††	††	5
	Hospice and Palliative Medicine	2006	2008	2008	5
	Internal Medicine-Critical Care Medicine	2011	2012	2012	5
	Medical Toxicology	1992	1995	1995	10
	Neurocritical Care	2018	2021	2021	5
	Pain Medicine ⁽⁸⁾	2014	2015	2015	5
	Pediatric Emergency Medicine	1991	1993	1993	5
	Sports Medicine	1992	1993	1993	10
Undersea and Hyperbaric Medicine	2000	2000	2000	10	
Family Medicine ^(7, 8)	Adolescent Medicine	2000	2001	2001	Continuing
	Geriatric Medicine	1985	1988	1988	Continuing
	Health Care Administration, Leadership, and Management	2023	††	††	Continuing
	Hospice and Palliative Medicine	2006	2008	2008	Continuing
	Pain Medicine	2014	2015	2015	Continuing
	Sleep Medicine	2006	2007	2007	Continuing
	Sports Medicine	1989	1993	1993	Continuing
Internal Medicine ^(7, 9)	Adolescent Medicine	1992	1994	1994	Continuing
	Adult Congenital Heart Disease	2012	2015	2015	Continuing
	Advanced Heart Failure and Transplant Cardiology	2008	2010	2010	Continuing
	Cardiovascular Disease	†	1941	1991	Continuing
	Clinical Cardiac Electrophysiology ⁽¹⁰⁾	1989	1992	1992	Continuing
	Critical Care Medicine	1985	1987	1987	Continuing
	Endocrinology, Diabetes and Metabolism ⁽¹⁰⁾	1971	1972	1991	Continuing
	Gastroenterology	†	1941	1991	Continuing
	Geriatric Medicine	1985	1988	1988	Continuing
	Hematology	1971	1972	1990	Continuing
	Hospice and Palliative Medicine	2006	2008	2008	Continuing
	Infectious Disease	1971	1972	1990	Continuing
	Interventional Cardiology	1996	1999	1999	Continuing
	Medical Oncology	1972	1973	1991	Continuing
	Nephrology	1971	1972	1990	Continuing
	Neurocritical Care	2018	2021	2021	Continuing
	Pulmonary Disease	†	1941	1990	Continuing
	Rheumatology	1971	1972	1990	Continuing
	Sleep Medicine	2005	2007	2007	Continuing
	Transplant Hepatology	2003	2006	2006	Continuing

Table 1B: Approved Subspecialty Certificates by ABMS Member Board (continued)

Footnotes for Table 1B can be found on pages 12 and 13.

American Board of	Subspecialty Certificate	Year Approved by ABMS	First Issued ⁽¹⁾	Time-limited Certificates *	
				First Issued	Duration Years
Medical Genetics and Genomics ^(7,9)	Medical Biochemical Genetics	2007	2009	2009	Continuing
	Molecular Genetic Pathology	1999	2001	2006	Continuing
Neurological Surgery	Neurocritical Care	2018	2021	2021	10
Nuclear Medicine	No Subspecialties				
Obstetrics and Gynecology ^(2,9)	Complex Family Planning	2018	2022	2022	Continuing
	Critical Care Medicine	1985	1991	1991	Continuing
	Gynecologic Oncology	1972	1974	1987	Continuing
	Maternal-Fetal Medicine	1973	1974	1987	Continuing
	Reproductive Endocrinology and Infertility ⁽¹⁰⁾	1973	1974	1987	Continuing
	Urogynecology and Reconstructive Pelvic Surgery ⁽¹⁰⁾	2011	2013	2013	Continuing
Ophthalmology ⁽²⁾	No Subspecialties				
Orthopaedic Surgery	Orthopaedic Sports Medicine	2003	2007	2007	10
	Surgery of the Hand	1986	1989	1989	10
Otolaryngology – Head and Neck Surgery ^(2,5)	Complex Pediatric Otolaryngology ⁽¹⁰⁾	1992	2021	2021	5
	Neurotology ⁽¹⁰⁾	1992	2004	2004	5
	Plastic Surgery within the Head and Neck	1999	††	††	5
	Sleep Medicine	2005	2008	2008	5
Pathology ^(7,9)	Blood Banking/Transfusion Medicine ⁽¹⁰⁾	1972	1973	2006	Continuing
	Clinical Informatics	2011	2013	2013	Continuing
	Cytopathology	1988	1989	2006	Continuing
	Dermatopathology	1973	1974	2006	Continuing
	Hematopathology ⁽¹⁰⁾	†	1955	2006	Continuing
	Neuropathology	†	1948	2006	Continuing
	Pathology-Chemical ⁽¹⁰⁾	†	1951	2006	Continuing
	Pathology-Forensic ⁽¹⁰⁾	†	1959	2006	Continuing
	Pathology-Medical Microbiology ⁽¹⁰⁾	†	1950	2006	Continuing
	Pathology-Molecular Genetic ⁽¹⁰⁾	1999	2001	2006	Continuing
	Pathology-Pediatric ⁽¹⁰⁾	1989	1990	2006	Continuing
Pediatrics ^(7,9,10)	Adolescent Medicine	1991	1994	1994	Continuing
	Child Abuse Pediatrics	2006	2009	2009	Continuing
	Developmental-Behavioral Pediatrics	1999	2002	2002	Continuing
	Hospice and Palliative Medicine	2006	2008	2008	Continuing
	Medical Toxicology	1992	1994	1994	Continuing
	Neonatal-Perinatal Medicine	1974	1975	1989	Continuing
	Pediatric Cardiology	†	1961	1988	Continuing
	Pediatric Critical Care Medicine	1985	1987	1987	Continuing
	Pediatric Emergency Medicine	1991	1992	1992	Continuing
	Pediatric Endocrinology	1976	1978	1989	Continuing
	Pediatric Gastroenterology	1988	1990	1990	Continuing
	Pediatric Hematology-Oncology	1973	1974	1990	Continuing
	Pediatric Hospital Medicine	2016	2019	2019	Continuing
	Pediatric Infectious Diseases	1991	1994	1994	Continuing
	Pediatric Nephrology	1973	1974	1988	Continuing

Table 1B: Approved Subspecialty Certificates by ABMS Member Board (continued)

Footnotes for Table 1B can be found on pages 12 and 13.

American Board of	Subspecialty Certificate	Year Approved by ABMS	First Issued ⁽¹⁾	Time-limited Certificates *	
				First Issued	Duration Years
Pediatrics ^(7,9,10) (continued)	Pediatric Pulmonology	1984	1986	1986	Continuing
	Pediatric Rheumatology	1990	1992	1992	Continuing
	Pediatric Transplant Hepatology	2004	2006	2006	Continuing
	Sleep Medicine	2005	2007	2007	Continuing
	Sports Medicine	1990	1993	1993	Continuing
Physical Medicine and Rehabilitation ⁽⁹⁾	Brain Injury Medicine	2011	2014	2014	10
	Neuromuscular Medicine	2005	2008	2008	10
	Pain Medicine ⁽¹⁰⁾	1998	2000	2000	Continuing
	Pediatric Rehabilitation Medicine	1999	2003	2003	10
	Spinal Cord Injury Medicine	1995	1998	1998	10
	Sports Medicine	2006	2007	2007	10
Plastic Surgery	Plastic Surgery within the Head and Neck	1999	††	††	10
	Surgery of the Hand	1986	1989	1989	10
Preventive Medicine ⁽⁹⁾	Addiction Medicine	2015	2018	2018	10
	Clinical Informatics	2011	2014	2014	10
	Health Care Administration, Leadership, and Management	2023	††	††	10
	Medical Toxicology	1992	1995	1995	10
	Undersea and Hyperbaric Medicine ⁽¹⁰⁾	1989	1993	2000	10
Psychiatry and Neurology ^(7,9)	Addiction Psychiatry	1991	1993	1993	Continuing
	Brain Injury Medicine	2011	2014	2014	Continuing
	Child and Adolescent Psychiatry ⁽¹⁰⁾	†	1959	1995	Continuing
	Clinical Neurophysiology	1990	1992	1992	Continuing
	Consultation-Liaison Psychiatry ⁽¹⁰⁾	2003	2005	2005	Continuing
	Epilepsy	2010	2013	2013	Continuing
	Forensic Psychiatry	1992	1994	1994	Continuing
	Geriatric Psychiatry	1989	1991	1991	Continuing
	Neurocritical Care	2018	2021	2021	Continuing
	Neurodevelopmental Disabilities	1999	2001	2001	Continuing
	Neuromuscular Medicine	2005	2008	2008	Continuing
	Pain Medicine ⁽¹⁰⁾	1998	2000	2000	Continuing
	Sleep Medicine	2005	2007	2007	Continuing
	Vascular Neurology	2003	2005	2005	Continuing
Radiology ^(7,9,10)	Neuroradiology	1994	1995	1995	Continuing
	Nuclear Radiology	1972	1973	1999	Continuing
	Pain Medicine	2015	2016	2016	Continuing
	Pediatric Radiology	1993	1994	1994	Continuing
Surgery ⁽⁹⁾	Complex General Surgical Oncology	2011	2015	2015	Continuing
	Pediatric Surgery	1973	1974	1974	Continuing
	Surgery of the Hand	1986	1989	1989	Continuing
	Surgical Critical Care	1985	1986	1986	Continuing
Thoracic Surgery ⁽¹⁰⁾	Congenital Cardiac Surgery	2007	2009	2009	Continuing
Urology ⁽¹⁰⁾	Pediatric Urology	2006	2008	2008	10
	Urogynecology and Reconstructive Pelvic Surgery	2011	2013	2013	10

Footnotes to Table IA and IB

* ABMS board certification includes continuous assessment and learning activities that help physicians evaluate and refine their knowledge, judgment, skills, and service to patients. Since the program requires ongoing professional activity, particular requirements must be completed before a physician receives an updated certificate.

† Certificate issued prior to 1972 when ABMS subspecialty recognition procedures were established.

†† Certificates not yet issued.

(1) First year certificate issued by the Member Board.

(2) Founding member of ABMS.

(3) In 2018, the American Board of Genetics and Genomics merged two of its certificates, Clinical Cytogenetics and Genomics, and Clinical Molecular Genetics and Genomics into Laboratory Genetics and Genomics. After July 2017 no new trainees may begin training solely in either of the individual areas.

(4) American Board of Medical Genetics and Genomics certificates established prior to becoming an ABMS Member Board.

(5) In 2018, the ABMS Board of Directors approved a name change for the American Board of Otolaryngology to the American Board of Otolaryngology – Head and Neck Surgery.

(6) In 2017, the American Board of Radiology created a new primary certificate for Interventional Radiology and Diagnostic Radiology. This certificate combines two previous certificates: Diagnostic Radiology and Vascular and Interventional Radiology.

(7) For physicians certified by the American Board of Family Medicine entering the board's continuing certification (formerly Maintenance of Certification (MOC)) program in 2012 or later, and for physicians initially certified by the American Board of Internal Medicine, the American Board of Medical Genetics and Genomics, the American Board of Pathology, the American Board of Pediatrics, the American Board of Psychiatry and Neurology, the American Board of Radiology, or the American Board of Surgery, maintaining certification is contingent upon their meeting the requirements for the specific board's MOC program, and therefore no certification end date is provided. To maintain certification from their specialty board, physicians must successfully complete specialty-specific requirements throughout their ongoing MOC cycles.

(8) In 2022, the American Board of Emergency Medicine began issuing time-limited certificates in Hospice and Palliative Medicine with a duration of five years. Time-limited certificates issued prior to 2022 had a duration of 10 years. In 2021, the American Board of Emergency Medicine began issuing time-limited certificates in Emergency Medicine, Anesthesiology Critical Care Medicine, and Pain Medicine with a duration of five years. Time-limited certificates issued prior to 2021 had a duration of 10 years. In 2023, the American Board of Emergency Medicine began issuing time-limited certificates in Internal Medicine-Critical Care Medicine and Pediatric Emergency Medicine with a duration of five years. Time-limited certificates issued prior to 2023 had a duration of 10 years.

(9) The following certificates were issued only during years indicated below.

American Board of	Certificate Name	Years Issued
Allergy and Immunology	Clinical and Laboratory Immunology	1994–2003
	Colon and Rectal Surgery	Anorectal Surgery Proctology
Dermatology	Clinical and Laboratory Dermatological Immunology	1985–2001
Internal Medicine	Allergy and Immunology	1941–1971
	Clinical and Laboratory Immunology	1990–2003
	Sports Medicine	1993–2023
Medical Genetics and Genomics	Clinical Biochemical/Molecular Genetics	1990–1993
	Clinical Molecular Genetics and Genomics	1993–2023
	Clinical Cytogenetics and Genomics	1982–2021
	PhD Medical Genetics	1982–2007
Obstetrics and Gynecology	Hospice and Palliative Medicine	2008–2020
Pathology	Immunopathology	1983–1999
	Radioisotopic Pathology	1974–1983
Pediatrics	Allergy and Immunology	1944–1971
	Clinical and Laboratory Immunology	1986–1990
	Neurodevelopmental Disabilities	2001–2007
Physical Medicine and Rehabilitation	Hospice and Palliative Medicine	2008–2020
Preventive Medicine	General Preventive Medicine	1960–1982
	Public Health	1949–1982
Psychiatry and Neurology	Hospice and Palliative Medicine	2008–2020
Radiology	Diagnostic and Medical Nuclear Physics	1976–1998
	Diagnostic Radiology with Special Competence in Nuclear Radiology	1973–1998
	General Radiology	1934–1989
	Nuclear Medicine	1955–1966
	Hospice and Palliative Medicine	2008–2020
	Radiologic Physics	1947–1997
	Radium Therapy	1934–1960
	Roentgenology	1934–1961
	Roentgen Ray and Gamma Ray Physics	1961–1975
	Therapeutic and Diagnostic Radiological Physics	1973–1997
	Therapeutic and Medical Nuclear Physics	1976–1992
	Therapeutic Roentgenology	1935–1954
	Vascular and Interventional Radiology	1994–2016
X-Ray and Radium Physics	1947–1960	
Surgery	Hospice and Palliative Medicine	2008–2020

Footnotes to Table IA and IB (continued)

(10) The following certificates had a name change and were previously issued during the years indicated below.

American Board of	Current Certificate Name	Previous Certificate Name	Years Issued Under Previous Name
Allergy and Immunology	Clinical and Laboratory Immunology	Diagnostic and Laboratory Immunology	1986–1990
Anesthesiology	Pain Medicine	Pain Management	1993–2002
Family Medicine	Family Medicine	Family Practice	1970–2004
Internal Medicine	Clinical Cardiac Electrophysiology	Cardiac Electrophysiology	1989–1991
	Endocrinology, Diabetes and Metabolism	Endocrinology and Metabolism	1972–1989
Medical Genetics and Genomics	Clinical Cytogenetics and Genomics	Clinical Cytogenetics	1982–2015
	Clinical Genetics and Genomics, MD	Clinical Genetics, MD	1982–2015
	Clinical Molecular Genetics and Genomics	Clinical Molecular Genetics	1993–2015
Obstetrics and Gynecology	Urogynecology and Reconstructive Pelvic Surgery	Female Pelvic Medicine and Reconstructive Surgery	2013–2023
	Reproductive Endocrinology and Infertility	Reproductive Endocrinology	1973–2004
Otolaryngology – Head and Neck Surgery	Complex Pediatric Otolaryngology	Pediatric Otolaryngology	Never issued
	Neurotology	Otology/Neurotology	Never issued
	Otolaryngology – Head and Neck Surgery	Otolaryngology	1925–2017
Pathology	Blood Banking/Transfusion Medicine	Blood Banking	1973–1987
	Hematopathology	Pathology–Hematology	2006–2015
		Hematology	1955–2006
		Anatomic Pathology	1936–2005
		Anatomic Pathology and Clinical Pathology	1936–2005
		Chemical Pathology	1951–2006
		Clinical Pathology	1936–2005
		Forensic Pathology	1959–2006
		Medical Microbiology	1950–2006
		Molecular Genetic Pathology	2001–2006
	Pediatric Pathology	1990–2006	
Pediatrics	Clinical and Laboratory Immunology	Diagnostic Laboratory Immunology	1986–1990
Physical Medicine and Rehabilitation	Pain Medicine	Pain Management	2000–2002
Preventive Medicine	Occupational and Environmental Medicine	Occupational Medicine	1955–2023
	Public Health and General Preventive Medicine	General Preventive Medicine/ Public Health	1960–1982/1949–1982
	Undersea and Hyperbaric Medicine	Undersea Medicine	1989–1993
Psychiatry and Neurology	Child and Adolescent Psychiatry	Child Psychiatry	1959–1987
	Consultation–Liaison Psychiatry	Psychosomatic Medicine	2005–2018
	Pain Medicine	Pain Management	2000–2002
Radiology	Diagnostic Medical Physics	Diagnostic Radiological Physics	1974–2010
	Diagnostic Radiology	Diagnostic Roentgenology	1934–1969

Table IC: Examination Administering Board for Certifications Offered by Multiple ABMS Member Boards

A number of subspecialty certificates are currently offered by multiple ABMS Member Boards. This table identifies which board administers the examination. Some subspecialty certificates are offered by Member Boards to physicians who possess an active specialty certificate from another Member Board.

American Board of	Adolescent Medicine	Brain Injury Medicine	Clinical Informatics	Critical Care Medicine ⁽¹⁾ (Anesthesiology)	Critical Care Medicine ⁽¹⁾ (Internal Medicine)	Dermatopathology	Urogynecology and Reconstructive Pelvic Surgery	Geriatric Medicine	Health Care Administration, Leadership, and Management	Hospice and Palliative Medicine ⁽²⁾	Medical Toxicology	Molecular Genetic Pathology ⁽³⁾	Neurocritical Care	Neuromuscular Medicine	Pain Medicine	Pediatric Emergency Medicine	Sleep Medicine	Sports Medicine	Surgery of the Hand	Transplant Hepatology ⁽⁴⁾	Undersea and Hyperbaric Medicine
Anesthesiology				X					•	•			•		X		•				
Dermatology						•															
Emergency Medicine				•	•				X	•	X		•		•	•		•			•
Family Medicine	•							•		•					•		•	X			
Internal Medicine	•				X			X		X			•				X			X	
Medical Genetics and Genomics												•									
Neurological Surgery													•								
Obstetrics and Gynecology				•			X														
Orthopaedic Surgery																			X		
Otolaryngology – Head and Neck Surgery																	•				
Pathology			•			X						X									
Pediatrics	X									•	•					X	•	•		•	
Physical Medicine and Rehabilitation		X												•	•			•			
Plastic Surgery																				•	
Preventive Medicine			X						•		•										X
Psychiatry and Neurology		•											X	X	•		•				
Radiology															•						
Surgery																				•	
Urology							•														

X Administering Member Board

• Co-sponsoring Member Boards

(1) Multiple boards offer separate Critical Care Medicine certificates within various fields.

(2) As of 2020, the ABMS Member Boards of Obstetrics and Gynecology, Psychiatry and Neurology, Physical Medicine and Rehabilitation Radiology, and Surgery no longer are issuing certification in Hospice and Palliative Medicine. New certificates for the subspecialty will be issued through the American Board of Internal Medicine (ABIM). Existing certificates for the five boards no longer issuing the certificate are being transferred under the administration of the ABIM.

(3) This same certification is offered by the American Board of Pathology as Pathology-Molecular Genetic.

(4) This same certification is offered by the American Board of Pediatrics as Pediatric Transplant Hepatology.

Table ID: Approved Focused Practice Designations by ABMS Member Board

The focused practice designation, approved by ABMS in March 2017, recognizes the value that physicians who focus some or all of their practice within a specific area of a specialty and/or subspecialty can provide to improve health care. It reflects an evolution of practice that occurs following initial certification and is relevant to continuing certification. For example, a physician may focus his or her practice on work in the hospital setting or concentrate on specific patient populations, conditions, and/or specialized procedures that emerge as medicine evolves.

[Focused practice designation](#) enables the ABMS Member Boards to set standards for, assess, and acknowledge additional expertise that physicians gain through clinical experience. [Contact the Member Board](#) to learn more.

Issuing Board: American Board of	Focused Practice Designation	Active Certification Requirement	Year Approved by ABMS	First Issued	Duration Years (may be tied to duration of associated certificate)
Emergency Medicine	Advanced Emergency Medicine Ultrasonography	Emergency Medicine	2018	2022	5
Family Medicine	Hospital Medicine	Family Medicine	2017	2010	Continuing
Neurological Surgery	Central Nervous System Endovascular Surgery	Neurological Surgery	2017	2020	10
	Neurological Critical Care	Neurological Surgery	2018	2020	10
	Pediatric Neurological Surgery	Neurological Surgery	2017	2018	10
Obstetrics and Gynecology	Minimally Invasive Gynecologic Surgery	Obstetrics and Gynecology	2019	2021	Continuing
	Pediatric and Adolescent Gynecology	Obstetrics and Gynecology	2017	2018	Continuing
Ophthalmology	Retina	Ophthalmology	2024	††	Continuing
Otolaryngology – Head and Neck Surgery	Adult Complex Thyroid/Parathyroid Surgery	Surgery	2022	2025	Continuing
Pathology	Clinical Chemistry	Pathology-Anatomic/Pathology-Clinical OR Pathology-Clinical	2017	††	Continuing
	Clinical Microbiology	Pathology-Anatomic/Pathology-Clinical OR Pathology-Clinical	2017	2020	Continuing
Psychiatry and Neurology	Central Nervous System Endovascular Surgery	Neurology or Neurology with Special Qualification in Child Neurology	2018	††	Continuing
Radiology	Central Nervous System Endovascular Surgery	Diagnostic Radiology OR Interventional and Diagnostic Radiology, and Neuroradiology	2018	††	Continuing
Surgery	Adult Complex Thyroid/Parathyroid Surgery	Surgery	2022	2025	Continuing
	Metabolic Bariatric Surgery	Surgery	2019	2022	Continuing

†† Designation not yet issued.

(1) The American Board of Internal Medicine stopped issuing the Focused Practice in Hospital Medicine in 2024.

Table 2A: New Specialty Certificates Issued by ABMS Member Boards 2014–2023

This table shows the comparative degree of activity in specialty certification and the change with time among specialties. The counts also can include certificates which are no longer issued or have been inactive during this time period. "A" indicates the year the certificate was approved by ABMS. See Table 1A for certificate issue date information. Footnotes can be found on page 17.

American Board of	2014	2015	2016	2017	2018	2019	2020	2021	2022	2023	10-Year Total
Allergy and Immunology	147	147	134	148	145	142	136	143	164	165	1,471
Anesthesiology	1,587	1,570	1,654	1,620	1,600	1,754	257	2,724	1,823	1,689	16,278
Colon and Rectal Surgery	97	80	99	86	90	97	0	201	107	120	977
Dermatology	449	432	434	498	523	540	533	544	555	550	5,058
Emergency Medicine	1,572	1,682	1,778	1,868	1,943	2,129	0	4,406	2,310	2,748	20,436
Family Medicine	3,639	3,506	3,599	3,567	3,885	3,805	3,898	4,259	4,329	4,437	38,924
Internal Medicine	7,439	7,776	7,857	8,154	8,773	9,003	9,058	8,854	9,461	9,750	86,125
Medical Genetics and Genomics	0	228	0	233	0	230	0	252	0	233	1,176
Clinical Biochemical Genetics	0	18	0	16	0	15	0	12	0	13	74
Clinical Cytogenetics and Genomics	0	36	0	39	0	20	0	4	0	0	99
Clinical Genetics and Genomics	0	85	0	78	0	104	0	98	0	104	469
Clinical Molecular Genetics and Genomics	0	89	0	100	0	71	0	9	0	1	270
Laboratory Genetics and Genomics	—	—	A	0	0	20	0	129	0	115	264
Neurological Surgery	156	151	149	145	224	214	186	246	211	183	1,865
Nuclear Medicine	73	63	43	49	44	62	53	53	60	60	560
Obstetrics and Gynecology	1,443	1,261	1,277	1,296	1,105	1,342	595	2,017	1,845	1,351	13,532
Ophthalmology	488	451	442	501	571	528	470	576	494	501	5,022
Orthopaedic Surgery	713	707	700	689	697	755	621	751	708	777	7,118
Otolaryngology – Head and Neck Surgery	272	309	289	292	293	313	0	638	331	333	3,070
Pathology	671	660	606	632	619	559	501	708	647	613	6,216
Pathology - Anatomic	111	107	86	85	89	68	80	121	104	80	931
Pathology - Clinical	65	48	36	50	44	40	25	54	54	55	471
Pathology - Anatomic/Pathology - Clinical	495	505	484	497	486	451	396	533	489	478	4,814
Pediatrics	3,342	3,180	2,891	3,498	3,544	3,212	3,130	3,129	3,166	3,326	32,418
Physical Medicine and Rehabilitation	386	348	376	451	411	459	354	422	395	447	4,049
Plastic Surgery	158	203	195	213	209	167	191	183	235	206	1,960

Table 2A: New Specialty Certificates Issued by ABMS Member Boards 2013–2022 (continued)

American Board of	2014	2015	2016	2017	2018	2019	2020	2021	2022	2023	10-Year Total
Preventive Medicine	211	198	198	205	177	216	218	222	205	183	2,033
Aerospace Medicine	25	19	21	31	23	22	35	26	21	19	242
Occupational and Environmental Medicine	—	—	—	—	—	—	—	—	—	A	0
Occupational Medicine	91	77	84	88	71	81	87	90	90	70	829
Public Health and General Preventive Medicine	95	102	93	86	83	113	96	106	94	94	962
Psychiatry and Neurology	2,658	2,282	2,242	2,253	2,320	2,470	2,422	2,787	2,809	3,067	25,310
Neurology	654	689	644	688	711	743	790	796	804	901	7,420
Neurology with Special Qualification in Child Neurology	116	103	133	118	131	132	128	147	136	157	1,301
Psychiatry	1,888	1,490	1,465	1,447	1,478	1,595	1,504	1,844	1,869	2,009	16,589
Radiology	567	1,494	1,712	4,421	1,877	1,886	6	3,479	1,830	1,805	19,077
Diagnostic Medical Physics	54	30	41	52	43	44	0	65	40	34	403
Diagnostic Radiology (1)	124	1,092	1,273	1,150	1,176	1,104	0	2,104	1,074	1,079	10,176
Interventional Radiology and Diagnostic Radiology	0	0	0	2,860	316	344	6	626	328	331	4,811
Nuclear Medical Physics	8	7	5	10	6	5	0	5	2	2	50
Radiation Oncology	164	154	196	194	170	199	0	391	218	198	1,884
Therapeutic Medical Physics	217	211	197	155	166	190	0	288	168	161	1,753
Surgery	1,284	1,182	1,492	1,207	1,069	1,661	806	1,853	1,537	1,451	13,542
Surgery	1,149	1,046	1,341	1,068	910	1,492	806	1,512	1,373	1,265	11,962
Vascular Surgery	135	136	151	139	159	169	0	341	164	186	1,580
Thoracic Surgery	92	86	101	109	102	117	0	224	133	135	1,099
Thoracic and Cardiac Surgery	92	86	101	109	102	117	0	224	133	135	1,099
Urology	244	240	291	277	285	305	314	293	326	331	2,906
TOTALS	27,688	28,236	28,559	32,412	30,506	31,966	23,749	38,964	33,681	34,461	310,222

(1) Due to the transition from the Diagnostic Radiology Oral Exam to the Certifying Exam, only those who took and passed the oral exam were certified in 2014. The first Diagnostic Radiology Certifying Exam was administered in October 2015.

Table 2B: New Subspecialty Certificates Issued by ABMS Member Boards 2014–2023

Examination of this table will show the comparative degree of activity in subspecialty certification and the change with time among subspecialties. The counts can also include certificates which are no longer issued or have been inactive during this time period. "A" indicates the year the certificate was approved by ABMS, but not yet issued. See Table 1B for certificate issue date information. Footnotes for this table can be found on page 22.

American Board of*	2014	2015	2016	2017	2018	2019	2020	2021	2022	2023	10-Year Total
Anesthesiology	1,182	872	797	686	692	658	293	925	654	1,692	8,451
Adult Cardiac Anesthesiology	—	—	—	—	—	—	—	A	0	1,123	1,123
Critical Care Medicine (*)	127	104	183	163	157	155	62	211	99	149	1,410
Health Care Administration, Leadership, and Management (*)	—	—	—	—	—	—	—	—	—	A	0
Hospice and Palliative Medicine (*)	6	0	8	0	11	0	10	1	5	0	41
Neurocritical Care	—	—	—	—	A	0	0	109	81	0	190
Pain Medicine (*)	252	247	280	274	255	270	154	332	304	230	2,598
Pediatric Anesthesiology	797	519	326	245	269	232	67	269	165	188	3,077
Sleep Medicine (*)	0	2	0	4	0	1	0	3	0	2	12
Dermatology	86	35	66	27	76	25	64	1,728	442	407	2,956
Dermatopathology (*)	34	35	25	27	21	25	29	26	30	30	282
Micrographic Dermatologic Surgery	—	—	—	—	A	0	0	1,677	399	357	2,433
Pediatric Dermatology	52	0	41	0	55	0	35	25	13	20	241
Emergency Medicine	143	326	191	305	165	337	157	392	298	377	2,691
Anesthesiology Critical Care Medicine (*)	12	9	17	11	16	11	17	24	31	30	178
Emergency Medical Services	0	227	0	195	0	222	0	179	3	192	1,018
Health Care Administration Leadership and Management (*)	—	—	—	—	—	—	—	—	—	A	0
Hospice and Palliative Medicine (*)	20	0	32	0	31	1	30	13	63	1	191
Internal Medicine - Critical Care Medicine (*)	25	28	40	34	26	36	26	45	46	54	360
Medical Toxicology (*)	51	0	55	0	49	0	59	1	80	1	296
Neurocritical Care (*)	—	—	—	—	A	0	0	42	20	0	62
Pain Medicine (*)	A	1	0	1	2	2	1	5	11	8	31
Pediatric Emergency Medicine (*)	0	30	0	27	0	35	0	34	0	33	159
Sports Medicine (*)	31	28	41	35	39	27	20	48	33	58	360
Undersea and Hyperbaric Medicine (*)	4	3	6	2	2	3	4	1	11	0	36

Table 2B: New Subspecialty Certificates Issued by ABMS Member Boards 2014–2023 (continued)

Footnotes for this table can be found on page 22.

American Board of*	2014	2015	2016	2017	2018	2019	2020	2021	2022	2023	10-Year Total
Family Medicine	306	277	351	277	367	314	369	334	459	397	3,451
Adolescent Medicine (*)	4	0	1	0	2	0	5	0	6	0	18
Geriatric Medicine (*)	82	111	85	90	84	90	74	87	93	113	909
Health Care Administration, Leadership, and Management (*)	—	—	—	—	—	—	—	—	—	A	0
Hospice and Palliative Medicine (*)	75	1	104	0	106	0	100	0	155	0	541
Pain Medicine (*)	2	1	0	1	2	4	2	3	2	3	20
Sleep Medicine (*)	0	21	0	31	0	35	0	37	0	53	177
Sports Medicine (*)	143	143	161	155	173	185	188	207	203	228	1,786
Internal Medicine	5,698	5,901	6,347	6,030	6,350	6,134	6,454	6,563	7,302	6,826	63,605
Adolescent Medicine (*)	3	0	8	0	2	0	4	0	2	0	19
Adult Congenital Heart Disease	0	195	0	113	0	147	0	29	0	25	509
Advanced Heart Failure and Transplant Cardiology	334	0	187	0	209	0	202	0	190	0	1,122
Cardiovascular Disease	799	929	896	934	980	933	932	988	1,035	1,074	9,500
Clinical Cardiac Electrophysiology	109	122	145	126	99	126	104	122	121	173	1,247
Critical Care Medicine (*)	564	525	740	682	745	678	733	775	818	815	7,075
Endocrinology, Diabetes and Metabolism	299	307	289	302	312	316	318	299	322	368	3,132
Gastroenterology	477	509	517	533	561	551	551	616	612	641	5,568
Geriatric Medicine (*)	163	144	143	196	152	219	160	177	203	185	1,742
Hematology (*)	392	397	497	492	463	512	488	512	521	561	4,835
Hospice and Palliative Medicine (*)	250	0	282	0	339	0	346	0	406	1	1,624
Infectious Disease	341	367	373	340	344	368	346	359	382	410	3,630
Interventional Cardiology	288	282	308	304	316	316	323	337	334	333	3,141
Medical Oncology	538	582	609	612	542	568	598	603	664	685	6,001
Nephrology	381	487	438	377	353	321	353	355	388	379	3,832
Neurocritical Care	—	—	—	—	—	—	—	264	204	0	468
Pulmonary Disease	484	641	597	628	597	628	653	705	739	720	6,392
Rheumatology	202	210	230	204	243	260	240	245	250	248	2,332
Sleep Medicine (*)	0	204	0	187	0	191	0	177	2	208	969
Transplant Hepatology	74	0	88	0	93	0	103	0	109	0	467
Medical Genetics and Genomics	0	16	0	14	1	26	0	33	0	31	121
Medical Biochemical Genetics	0	16	0	14	0	26	0	33	0	31	120
Molecular Genetic Pathology (*)	0	0	0	0	1	0	0	0	0	0	1

Table 2B: New Subspecialty Certificates Issued by ABMS Member Boards 2014–2023 (continued)

Footnotes for this table can be found on page 22.

American Board of*	2014	2015	2016	2017	2018	2019	2020	2021	2022	2023	10-Year Total
Obstetrics and Gynecology	434	346	207	260	265	274	1	460	544	377	3,168
Complex Family Planning	—	—	—	—	A	0	0	0	238	59	297
Critical Care Medicine (*)	1	2	3	2	0	3	1	1	1	1	15
Gynecologic Oncology	55	59	54	56	46	70	0	109	59	56	564
Maternal-Fetal Medicine	97	100	83	119	123	109	0	189	124	128	1,072
Reproductive Endocrinology and Infertility	48	61	38	48	59	50	0	77	72	66	519
Urogynecology and Reconstructive Pelvic Surgery	233	124	29	35	37	42	—	84	50	67	701
Orthopaedic Surgery	164	166	199	153	180	187	213	181	160	156	1,759
Orthopaedic Sports Medicine	80	87	100	92	76	83	85	58	62	65	788
Surgery of the Hand (*)	84	79	99	61	104	104	128	123	98	91	971
Otolaryngology - Head and Neck Surgery	58	0	30	0	40	0	0	206	39	2	375
Complex Pediatric Otolaryngology	0	0	0	0	0	0	0	180	2	2	184
Neurotology	28	0	23	0	31	0	0	24	36	0	142
Plastic Surgery within the Head and Neck (*)	0	0	0	0	0	0	0	0	0	0	0
Sleep Medicine (*)	30	0	7	0	9	0	0	2	1	0	49
Pathology	535	547	578	516	567	523	452	477	470	538	5,203
Blood Banking/Transfusion Medicine	39	54	57	49	49	47	39	39	29	57	459
Clinical Informatics (*)	25	17	25	16	16	18	17	27	24	17	202
Cytopathology	154	142	144	141	142	137	103	109	115	116	1,303
Dermatopathology (*)	48	36	56	43	52	45	34	41	41	46	442
Hematopathology (1)	—	A	142	124	140	119	116	108	110	133	992
Neuropathology	16	30	19	31	26	22	25	28	21	27	245
Pathology—Chemical (2)	1	2	2	1	2	1	2	0	0	0	11
Pathology—Forensic (2)	42	43	48	41	49	38	47	38	53	52	451
Pathology—Hematology (*) (2)	143	133	0	0	0	0	0	0	0	0	276
Pathology—Medical Microbiology (2)	7	11	7	9	12	14	6	18	8	10	102
Pathology—Molecular Genetic (*) (2)	40	53	57	45	59	59	47	49	51	59	519
Pathology—Pediatric (2)	20	26	21	16	20	23	16	20	18	21	201
Pediatrics	1,210	1,066	1,338	1,204	1,385	2,510	1,356	1,254	2,912	1,311	15,546
Adolescent Medicine (*)	36	0	42	0	45	0	44	0	55	0	222
Child Abuse Pediatrics	0	28	0	23	0	0	19	0	31	0	101
Developmental-Behavioral Pediatrics	0	55	0	68	0	61	0	60	0	79	323
Health Care Administration, Leadership, and Management	—	—	—	—	—	—	—	—	—	A	0
Hospice and Palliative Medicine (*)	24	0	43	0	69	0	65	0	67	0	268
Medical Toxicology (*)	1	0	2	0	4	0	1	0	2	0	10
Neonatal-Perinatal Medicine	378	0	478	0	472	0	390	0	601	0	2,319
Pediatric Cardiology	275	0	271	0	281	0	294	0	324	0	1,445
Pediatric Critical Care Medicine	257	0	316	0	282	0	363	0	351	0	1,569
Pediatric Emergency Medicine (*)	0	196	0	286	0	295	0	339	0	331	1,447
Pediatric Endocrinology	0	146	0	155	0	142	0	140	0	151	734

Table 2B: New Subspecialty Certificates Issued by ABMS Member Boards 2014–2023 (continued)

Footnotes for this table can be found on page 22.

American Board of*	2014	2015	2016	2017	2018	2019	2020	2021	2022	2023	10-Year Total
Pediatrics <i>continued</i>											
Pediatric Gastroenterology	0	180	0	195	0	202	0	186	0	210	973
Pediatric Hematology-Oncology	0	247	0	261	0	334	0	297	0	312	1,451
Pediatric Hospital Medicine	—	—	A	0	0	1,267	0	0	1,275	0	2,542
Pediatric Infectious Diseases	0	121	0	114	0	86	0	123	0	102	546
Pediatric Nephrology	89	0	64	0	78	0	50	0	75	0	356
Pediatric Pulmonology	112	0	98	0	117	0	82	0	85	0	494
Pediatric Rheumatology	0	43	0	50	0	53	0	50	0	66	262
Pediatric Transplant Hepatology (*)	14	0	11	0	23	0	19	0	23	0	90
Sleep Medicine (*)	0	23	0	39	0	40	0	40	0	34	176
Sports Medicine (*)	24	27	13	13	14	30	29	19	23	26	218
Physical Medicine and Rehabilitation	433	122	306	148	290	152	273	195	370	192	2,481
Brain Injury Medicine (*)	278	0	150	0	119	0	126	0	172	0	845
Hospice and Palliative Medicine (*)	6	0	7	0	6	0	10	0	0	0	29
Neuromuscular Medicine (*)	8	0	1	0	7	0	2	0	6	0	24
Pain Medicine (*)	78	59	70	75	73	64	66	89	79	93	746
Pediatric Rehabilitation Medicine	8	18	15	16	14	23	14	30	24	24	186
Spinal Cord Injury Medicine	17	16	21	13	21	17	18	23	24	19	189
Sports Medicine (*)	38	29	42	44	50	48	37	53	65	56	462
Plastic Surgery	29	23	35	17	35	25	27	38	29	29	287
Surgery of the Hand (*)	29	23	35	17	35	25	27	38	29	29	287
Preventive Medicine	444	312	309	401	1,395	794	826	965	919	712	7,077
Addiction Medicine	—	A	0	0	1,230	628	673	748	637	498	4,414
Clinical Informatics (*)	432	304	303	397	158	164	147	211	282	202	2,600
Medical Toxicology (*)	3	0	0	0	0	0	0	2	0	0	5
Undersea and Hyperbaric Medicine (*)	9	8	6	4	7	2	6	4	0	12	58
Psychiatry and Neurology	1,352	1,189	1,522	1,346	1,310	1,059	1,204	1,354	1,653	1,061	13,050
Addiction Psychiatry	143	0	166	0	150	0	141	0	159	0	759
Brain Injury Medicine (*)	53	0	47	0	62	0	44	0	77	0	283
Child and Adolescent Psychiatry	498	522	426	428	407	444	395	432	469	474	4,495
Clinical Neurophysiology	0	269	0	210	0	226	0	209	0	202	1,116
Consultation-Liaison Psychiatry	—	140	—	139	0	143	0	160	0	178	760
Epilepsy	248	0	477	345	291	0	198	0	276	0	1,835
Forensic Psychiatry	0	130	0	132	0	145	0	143	0	139	689

Table 2B: New Subspecialty Certificates Issued by ABMS Member Boards 2014–2023 (continued)

American Board of*		2014	2015	2016	2017	2018	2019	2020	2021	2022	2023	10-Year Total
Psychiatry and Neurology <i>continued</i>	Geriatric Psychiatry	131	0	136	0	92	0	81	0	116	0	556
	Neurocritical Care (*)	—	—	—	—	A	0	0	332	151	0	483
	Neurodevelopmental Disabilities (*)	0	5	0	5	0	9	0	11	0	4	34
	Neuromuscular Medicine (*)	78	0	80	0	87	0	110	0	98	0	453
	Pain Medicine (*)	8	19	15	9	12	18	12	20	12	12	137
	Sleep Medicine (*)	0	104	0	78	0	74	0	47	0	52	355
	Vascular Neurology	193	0	175	0	209	0	223	0	295	0	1,095
Radiology		404	364	394	272	310	228	1	351	352	273	2,949
	Neuroradiology	158	170	149	192	251	158	0	265	270	195	1,808
	Nuclear Radiology	11	10	2	5	6	4	0	15	18	16	87
	Pain Medicine (*)	—	A	1	1	0	0	1	0	0	0	3
	Pediatric Radiology	57	81	65	74	53	66	0	71	64	62	593
	Vascular and Interventional Radiology (3)	178	103	177	0	0	0	0	0	0	0	458
Surgery		257	311	344	335	354	355	130	599	474	437	3,596
	Complex General Surgical Oncology	0	56	51	44	51	49	56	45	81	61	494
	Pediatric Surgery	50	48	47	45	48	39	47	44	54	43	465
	Surgery of the Hand (*)	6	11	11	9	5	4	1	6	4	2	59
	Surgical Critical Care	201	196	235	237	250	263	26	504	335	331	2,578
Thoracic Surgery		12	6	19	9	8	11	1	18	11	13	108
	Congenital Cardiac Surgery	12	6	19	9	8	11	1	18	11	13	108
Urology		103	94	30	26	29	33	48	27	23	40	453
	Female Pelvic Medicine and Reconstructive Surgery (*)	70	70	3	11	9	9	14	8	8	14	216
	Pediatric Urology	33	24	27	15	20	24	34	19	15	26	237
	Urogynecology and Reconstructive Pelvic Surgery	0	0	0	0	0	0	0	0	0	A	0
TOTALS		12,850	11,973	13,063	12,026	13,819	13,645	11,869	16,100	17,111	14,871	137,327

(*) Two or more ABMS Member Boards may offer similar subspecialty certificates using the same or similar title and equivalent standards. See Table 1C for administering board information.

(1) The American Board of Pathology changed the name of the certificate Pathology-Hematology to Hematopathology in 2015. Counts for both certificates are shown to account for the change.

(2) Certificate counts listed prior to ABMS Member Board certificate sponsorship were transferred from another ABMS Member Board.

(3) Certificate no longer issued. Replaced by Interventional Radiology and Diagnostic Radiology primary certificate in 2017.

Table 2C: ABMS Board Certified Diplomates by Member Board and Location

Numbers in this table provide a count of ABMS Member Board certified physicians with an active specialty or subspecialty certificate by location recorded in the ABMS database as of June 30, 2024. Physicians may hold certification in more than one specialty or subspecialty and may be certified by more than one Member Board. The numbers are distinct counts. A physician is counted once per Member Board and once in the grand total. These numbers include certificate holders who are retired and excludes physicians who are known to be deceased. Footnotes are found on page 42.

American Board of	Certificate (Specialty certificates on the left. Subspecialty certificates on the right.)	AK	AL	AR	AZ	CA	CO	CT	DC	DE	FL	GA	HI	IA	ID	IL
		State Total	2,092	11,013	6,081	17,461	118,128	18,274	14,554	4,425	2,584	57,501	25,847	4,849	6,930	3,686
Allergy and Immunology	Diplomate Total	9	52	42	95	776	146	98	45	14	295	146	28	45	16	275
	Allergy and Immunology	9	52	42	95	776	146	98	45	14	295	146	28	45	16	275
	Diagnostic Laboratory Immunology	0	0	0	0	7	1	1	2	0	2	2	0	0	0	1
Anesthesiology	Diplomate Total	153	645	366	1,476	7,796	1,401	869	184	134	3,809	1,486	288	426	193	2,299
	Anesthesiology	152	642	366	1,467	7,768	1,399	868	184	133	3,792	1,481	288	425	191	2,283
	Adult Cardiac Anesthesiology	0	17	3	12	140	13	18	1	1	63	35	3	5	1	36
	Critical Care Medicine	3	36	11	42	402	50	43	12	4	155	67	13	23	1	99
	Hospice and Palliative Medicine	0	2	0	2	8	3	0	0	0	7	3	0	3	0	6
	Neurocritical Care	0	1	1	8	19	2	2	0	1	15	2	1	0	1	7
	Pain Medicine	20	52	34	145	609	75	68	17	13	408	202	17	41	30	257
	Pediatric Anesthesiology	11	24	38	72	532	113	45	31	14	232	103	24	26	9	180
	Sleep Medicine	0	0	0	1	2	0	0	0	0	3	0	0	0	1	0
	Colon and Rectal Surgery	Diplomate Total	6	36	11	55	272	29	49	4	10	190	75	9	17	6
Colon and Rectal Surgery	6	36	11	55	272	29	49	4	10	190	75	9	17	6	108	
Dermatology	Diplomate Total	18	164	91	301	2,264	309	238	64	25	1,145	370	83	92	64	554
	Dermatology	18	163	91	301	2,262	309	238	64	25	1,144	370	83	92	64	554
	Clinical and Laboratory Dermatological Immunology	0	0	1	0	3	0	0	0	0	3	1	0	0	0	0
	Dermatological Immunology/Diagnostic and Laboratory Immunology	0	1	0	0	1	1	2	1	1	4	4	0	1	0	3
	Dermatopathology	1	9	3	28	176	24	22	4	1	77	28	3	6	4	35
	Micrographic Dermatologic Surgery	0	32	25	74	334	57	17	4	3	269	76	12	21	17	79
Pediatric Dermatology	1	1	3	8	79	12	7	4	0	13	4	2	2	1	25	
Emergency Medicine	Diplomate Total	172	370	230	982	6,073	1,208	569	218	110	2,845	1,210	328	208	258	1,807
	Emergency Medicine	171	365	229	976	6,018	1,196	563	216	108	2,821	1,199	325	207	256	1,783
	Anesthesiology Critical Care Medicine	1	1	0	2	27	3	1	2	0	15	8	1	3	0	7
	Emergency Medical Services	5	14	4	21	92	42	16	7	2	60	32	7	4	7	32
	Hospice and Palliative Medicine	1	1	0	7	38	9	1	2	0	7	8	1	1	1	11
	Internal Medicine – Critical Care Medicine	0	2	1	9	38	3	2	9	0	15	8	4	1	0	11
	Medical Toxicology	0	3	3	24	70	20	10	2	0	17	16	3	6	1	25
	Neurocritical Care	0	0	0	4	4	0	1	1	0	4	0	1	1	0	1
	Pain Medicine	0	0	0	0	8	1	1	0	0	3	1	0	0	0	0
	Pediatric Emergency Medicine	0	1	2	5	65	7	3	4	0	34	7	0	0	0	4
	Sports Medicine	0	4	1	11	75	12	6	3	2	33	10	4	3	4	26
	Undersea and Hyperbaric Medicine	0	3	0	3	23	1	1	0	0	8	2	0	0	2	0
	Family Medicine	Diplomate Total	477	1,331	996	1,836	12,743	2,563	640	182	307	5,624	2,718	559	1,413	822
Family Medicine		477	1,331	996	1,836	12,743	2,563	640	182	307	5,624	2,718	559	1,413	822	3,996
Adolescent Medicine		0	1	1	0	12	2	1	0	0	4	2	1	0	0	3
Geriatric Medicine		3	13	22	42	263	32	21	2	7	131	49	27	28	9	80
Hospice and Palliative Medicine		6	13	8	28	210	46	12	4	6	70	39	7	14	14	33
Pain Medicine		0	0	0	1	5	0	0	0	0	2	1	1	0	0	0
Sleep Medicine		2	6	1	5	24	4	5	0	0	15	5	1	2	2	10
Sports Medicine		3	40	13	46	343	91	15	5	8	180	65	22	17	34	132

Table 2C: ABMS Board Certified Diplomates by Member Board and Location (continued)

American Board of	Certificate (Specialty certificates on the left. Subspecialty certificates on the right.)	AK	AL	AR	AZ	CA	CO	CT	DC	DE	FL	GA	HI	IA	ID	IL	
Internal Medicine	Diplomate Total	317	2,857	1,264	4,516	30,699	4,034	4,675	1,054	676	16,248	7,148	1,161	1,427	655	10,938	
	Internal Medicine	275	2,431	1,063	3,646	26,569	3,263	4,049	958	583	13,517	5,926	1,035	1,209	545	9,337	
		Adolescent Medicine	0	0	1	1	7	1	0	1	0	0	2	0	0	0	3
		Adult Congenital Heart Disease	0	1	2	9	62	11	8	4	1	30	10	4	4	1	16
		Advanced Heart Failure and Transplant Cardiology	3	9	5	18	111	17	28	4	2	73	46	3	12	4	66
		Allergy and Immunology	0	0	0	0	3	2	1	0	0	1	0	1	0	0	0
		Cardiovascular Disease	44	343	173	527	2,947	405	516	87	63	2,002	796	88	200	88	1,181
		Clinical and Laboratory Immunology	0	0	0	0	0	1	0	1	0	0	0	0	0	0	1
		Clinical Cardiac Electrophysiology	4	31	17	60	255	58	44	5	2	203	81	8	30	9	140
		Critical Care Medicine	18	145	64	249	1,523	279	232	47	25	937	396	59	79	38	568
		Diagnostic Laboratory Immunology	0	0	0	1	5	3	0	1	0	4	0	0	1	0	4
		Endocrinology, Diabetes and Metabolism	5	61	39	112	965	120	156	35	22	468	195	30	45	9	335
		Gastroenterology	15	185	85	324	1,881	263	295	55	32	1,096	435	63	84	47	714
		Geriatric Medicine	3	37	29	65	529	75	105	13	15	289	82	55	16	10	165
		Hematology	11	109	59	164	1,130	130	160	50	20	636	243	32	57	23	410
		Hospice and Palliative Medicine	6	38	25	75	609	73	53	16	12	252	115	30	16	4	101
		Infectious Disease	11	95	39	139	1,035	161	180	85	31	592	313	41	58	17	401
		Interventional Cardiology	10	109	61	174	598	93	87	12	13	484	211	17	54	27	279
		Medical Oncology	21	155	83	260	1,732	234	234	86	25	958	374	52	94	42	600
		Nephrology	9	163	64	239	1,371	153	175	28	38	709	407	48	61	31	517
		Neurocritical Care	0	2	5	16	67	15	8	1	0	42	13	0	1	0	19
		Pulmonary Disease	19	196	92	305	1,991	350	300	48	35	1,089	455	59	97	49	662
		Rheumatology	8	83	35	84	793	111	108	25	18	344	145	20	43	14	280
		Sleep Medicine	5	35	18	66	323	55	65	5	9	235	123	12	19	15	146
		Transplant Hepatology	0	5	3	24	77	15	18	4	0	47	22	1	2	0	41
	Medical Genetics and Genomics	Diplomate Total	0	25	8	37	379	46	55	28	6	92	61	11	16	4	71
Clinical Biochemical Genetics		0	1	1	1	38	9	7	5	0	9	5	1	1	0	7	
Clinical Biochemical/Molecular Genetics		0	0	0	0	5	0	0	0	0	4	1	0	0	0	1	
Clinical Cytogenetics and Genomics		0	6	1	17	90	8	18	1	0	17	15	2	4	0	23	
Clinical Genetics and Genomics		0	14	7	13	230	28	26	24	6	58	24	9	12	4	42	
Clinical Molecular Genetics and Genomics		0	3	0	10	94	11	17	0	2	17	21	1	1	0	12	
Laboratory Genetics and Genomics		0	3	0	5	26	4	6	0	0	8	6	0	2	0	6	
Ph.D. Medical Genetics		0	3	0	5	12	1	1	2	0	7	2	1	1	0	2	
		Medical Biochemical Genetics	0	1	3	2	12	3	2	1	0	11	4	0	0	2	3
		Molecular Genetic Pathology	0	0	0	0	1	0	0	0	0	0	0	0	0	0	0
Neurological Surgery	Diplomate Total	10	95	71	124	761	126	110	39	15	444	196	25	39	30	260	
	Neurological Surgery	10	95	71	124	761	126	110	39	15	444	196	25	39	30	260	
Nuclear Medicine	Diplomate Total	4	41	29	70	627	34	62	22	13	294	78	20	24	5	169	
	Nuclear Medicine	4	41	29	70	627	34	62	22	13	294	78	20	24	5	169	
Obstetrics and Gynecology	Diplomate Total	115	618	300	877	6,210	948	814	218	122	3,055	1,620	304	315	206	2,023	
	Obstetrics and Gynecology	115	618	300	877	6,210	948	814	218	122	3,055	1,620	304	315	206	2,023	
		Complex Family Planning	0	1	0	5	65	8	4	4	0	6	5	5	1	0	18
		Critical Care Medicine	0	0	0	1	2	1	1	1	0	2	1	0	0	0	0
		Gynecologic Oncology	2	19	8	25	165	26	30	5	0	102	41	7	8	4	68
		Maternal-Fetal Medicine	3	24	6	54	371	55	59	16	9	153	69	20	9	12	103
		Reproductive Endocrinology and Infertility	0	18	3	22	248	23	34	7	2	88	42	9	7	5	60
	Urogynecology and Reconstructive Pelvic Surgery	2	15	5	26	178	22	21	2	1	89	36	7	8	1	51	

Table 2C: ABMS Board Certified Diplomates by Member Board and Location (continued)

American Board of	Certificate (Specialty certificates on the left. Subspecialty certificates on the right.)	State															
		AK	AL	AR	AZ	CA	CO	CT	DC	DE	FL	GA	HI	IA	ID	IL	
Ophthalmology	Diplomate Total	44	285	170	379	3,213	434	356	115	65	1,552	596	127	201	90	926	
	Ophthalmology	44	285	170	379	3,213	434	356	115	65	1,552	596	127	201	90	926	
Orthopaedic Surgery	Diplomate Total	101	411	221	562	3,558	660	486	120	85	1,747	863	142	247	189	1,122	
	Orthopaedic Surgery	101	411	221	562	3,557	660	486	120	85	1,747	863	142	247	189	1,122	
	Orthopaedic Sports Medicine	5	48	11	37	305	61	38	10	6	138	83	11	26	20	104	
	Surgery of the Hand	8	20	13	39	231	51	39	9	6	111	67	12	22	8	114	
Otolaryngology — Head and Neck Surgery	Diplomate Total	49	242	124	225	1,951	292	213	80	40	910	448	56	141	61	565	
	Otolaryngology – Head and Neck Surgery	49	242	124	225	1,951	292	213	80	40	910	448	56	141	61	565	
	Complex Pediatric Otolaryngology	0	0	2	6	17	6	7	5	1	7	4	1	2	0	8	
	Neurotology	0	4	3	8	55	10	5	2	1	22	7	1	4	1	6	
	Sleep Medicine	0	3	4	5	18	4	2	0	0	14	20	0	3	0	5	
Pathology	Diplomate Total	41	374	243	490	3,256	451	489	149	69	1,747	672	122	266	72	1,286	
	Pathology – Anatomic	2	57	44	87	685	78	114	58	11	385	110	15	35	11	256	
	Pathology – Anatomic/Pathology – Clinical	39	294	188	381	2,375	359	330	75	53	1,302	523	100	216	58	970	
	Pathology – Clinical	0	34	13	34	313	35	55	19	3	146	42	10	21	10	115	
	Blood Banking/Transfusion Medicine	1	19	11	21	148	27	24	17	3	71	31	7	7	4	57	
	Clinical Informatics	0	1	2	0	24	4	6	2	0	12	5	1	1	0	5	
	Cytopathology	5	38	25	55	435	57	88	10	16	297	97	14	40	9	203	
	Dermatopathology	0	43	13	33	205	33	33	8	2	169	50	6	5	9	55	
	Hematopathology	5	35	26	63	331	52	54	10	4	184	66	14	29	7	131	
	Immunopathology	0	2	1	2	24	2	2	1	0	10	1	0	0	0	7	
	Neuropathology	0	10	8	13	101	7	15	5	1	38	15	2	7	2	37	
	Pathology – Chemical	1	1	1	2	8	4	2	0	0	9	0	0	0	1	4	
	Pathology – Forensic	6	23	9	33	192	35	15	13	10	136	36	9	15	6	46	
	Pathology – Hematology	0	6	5	4	33	4	2	0	1	16	7	1	3	3	15	
	Pathology – Medical Microbiology	0	3	0	6	23	8	7	3	2	12	10	2	2	0	13	
	Pathology – Molecular Genetic	0	7	8	15	86	12	16	6	0	30	12	0	9	0	33	
	Pathology – Pediatric	1	9	7	5	49	20	6	2	1	29	11	3	2	1	18	
	Radioisotopic Pathology	0	0	3	3	22	1	5	0	0	16	3	0	0	0	12	
	Pediatrics	Diplomate Total	225	1,297	757	1,881	13,645	2,089	1,602	850	454	5,964	3,006	606	721	309	4,501
		Pediatrics	215	1,260	726	1,795	12,972	1,955	1,522	793	424	5,667	2,851	593	679	290	4,310
Adolescent Medicine		0	2	1	7	72	17	8	7	2	22	6	5	2	1	22	
Allergy and Immunology		0	0	1	4	21	4	3	0	0	8	4	0	0	0	5	
Child Abuse Pediatrics		1	3	3	4	40	7	8	4	2	20	4	2	1	1	18	
Clinical and Laboratory Immunology		0	0	0	0	2	0	0	0	0	1	0	0	0	0	0	
Developmental-Behavioral Pediatrics		3	9	6	9	104	13	13	5	1	22	10	7	5	2	26	
Hospice and Palliative Medicine		2	1	3	9	37	6	2	0	3	23	14	2	5	1	13	
Medical Toxicology		0	0	1	3	1	2	1	0	1	0	0	0	0	0	0	
Neonatal-Perinatal Medicine		10	81	55	86	924	117	105	58	30	415	175	36	57	26	345	
Pediatric Cardiology		5	22	26	50	412	60	40	50	24	221	100	13	28	5	152	
Pediatric Critical Care Medicine		6	34	17	61	350	59	32	24	15	190	57	12	21	8	143	
Pediatric Emergency Medicine		0	39	26	57	203	93	71	46	21	207	105	15	15	1	77	
Pediatric Endocrinology		3	24	11	38	233	40	37	9	8	116	38	5	13	3	67	
Pediatric Gastroenterology		2	22	10	40	219	48	29	14	8	115	47	5	19	6	63	
Pediatric Hematology-Oncology		4	35	16	47	412	75	33	50	12	145	108	17	27	6	115	
Pediatric Hospital Medicine		11	25	9	61	355	30	24	29	18	111	49	21	20	10	128	

Table 2C: ABMS Board Certified Diplomates by Member Board and Location (continued)

American Board of	Certificate (Specialty certificates on the left. Subspecialty certificates on the right.)	AK	AL	AR	AZ	CA	CO	CT	DC	DE	FL	GA	HI	IA	ID	IL
Pediatrics <i>Continued</i>	Pediatric Infectious Diseases	1	16	8	17	166	27	22	14	6	65	50	6	4	4	51
	Pediatric Nephrology	1	9	7	18	123	10	21	9	5	55	20	5	12	2	48
	Pediatric Pulmonology	1	18	10	23	116	30	17	13	6	65	31	2	10	1	40
	Pediatric Rheumatology	0	6	2	3	54	6	7	6	5	20	9	3	7	1	15
	Pediatric Transplant Hepatology	0	2	1	1	18	6	2	2	1	5	8	0	1	0	8
	Sleep Medicine	1	8	1	5	41	7	6	5	4	13	7	1	3	0	8
	Sports Medicine	0	3	2	10	36	15	0	1	2	16	11	4	6	0	13
Physical Medicine and Rehabilitation	Diplomate Total	14	109	58	211	1,429	289	146	47	43	770	303	61	61	56	489
	Physical Medicine and Rehabilitation	13	109	57	210	1,422	284	146	47	43	763	302	59	61	56	486
	Brain Injury Medicine	0	7	3	9	95	23	7	2	5	45	25	1	1	3	31
	Neuromuscular Medicine	0	0	0	0	10	3	0	0	0	1	1	0	0	0	1
	Pain Medicine	3	11	5	31	265	45	23	7	7	158	64	12	6	5	44
	Pediatric Rehabilitation Medicine	0	5	1	4	31	17	2	5	5	12	8	0	2	2	14
	Spinal Cord Injury Medicine	0	3	2	4	49	21	4	1	0	29	4	1	3	2	27
	Sports Medicine	1	10	3	9	78	23	11	4	2	42	18	5	4	3	32
Plastic Surgery	Diplomate Total	11	84	35	214	1,303	154	120	42	21	743	240	33	42	35	297
	Plastic Surgery	11	84	35	214	1,303	154	120	42	21	742	239	33	42	35	297
	Surgery of the Hand	0	3	1	17	95	15	10	0	0	39	12	0	3	2	23
Preventive Medicine	Diplomate Total	48	148	57	258	2,119	378	242	144	42	637	490	106	78	46	418
	Aerospace Medicine	6	45	6	20	73	38	7	15	1	113	24	10	5	7	17
	Occupational Medicine	9	41	8	56	497	104	67	32	13	167	109	24	31	16	127
	Public Health and General Preventive Medicine	18	25	7	54	538	109	37	66	9	118	252	41	7	4	69
	Addiction Medicine	16	40	15	95	660	97	93	18	14	186	81	22	18	18	139
	Clinical Informatics	1	15	17	47	422	65	44	25	7	83	42	14	17	4	82
	Medical Toxicology	0	0	0	0	7	0	0	0	0	1	0	0	0	0	0
	Undersea and Hyperbaric Medicine	0	3	6	3	28	2	6	0	0	29	10	4	1	1	5
Psychiatry and Neurology	Diplomate Total	137	700	398	1,321	10,917	1,465	1,656	611	182	3,958	1,779	440	455	200	2,978
	Neurology	22	240	92	390	2,520	362	368	104	48	1,323	527	72	126	52	878
	Neurology with Special Qualification in Child Neurology	1	29	16	53	376	60	32	44	12	130	66	11	23	6	114
	Psychiatry	112	425	285	870	7,991	1,030	1,246	462	121	2,488	1,177	355	306	143	1,966
	Addiction Psychiatry	2	8	3	22	167	40	59	7	4	77	42	9	7	1	40
	Brain Injury Medicine	1	2	0	10	41	6	8	2	1	21	5	0	0	0	9
	Child and Adolescent Psychiatry	24	90	46	135	1,301	203	222	73	16	406	219	89	58	26	327
	Child Psychiatry	1	9	3	13	193	28	37	17	6	57	16	13	6	0	55
	Clinical Neurophysiology	3	25	11	48	267	23	30	14	8	141	69	6	15	7	128
	Consultation-Liaison Psychiatry	1	5	8	23	158	23	38	18	5	65	22	4	7	6	37
	Epilepsy	0	30	12	35	220	53	37	18	10	118	34	4	10	5	85
	Forensic Psychiatry	1	10	14	21	231	45	46	16	2	92	48	6	1	3	55
	Geriatric Psychiatry	2	10	12	24	191	16	44	7	3	99	31	14	7	4	38
	Neurocritical Care	0	5	4	6	54	5	15	1	2	31	14	3	0	1	31
	Neurodevelopmental Disabilities	0	1	0	4	8	5	2	2	1	8	4	1	0	0	11
	Neuromuscular Medicine	1	4	2	24	87	23	25	4	1	44	5	1	7	2	36
	Pain Medicine	0	1	2	5	41	1	7	1	0	38	3	2	1	0	6
	Sleep Medicine	5	11	9	16	108	19	7	7	3	63	32	2	13	6	74
	Vascular Neurology	2	24	7	38	196	24	46	9	7	116	47	7	12	3	79

Table 2C: ABMS Board Certified Diplomates by Member Board and Location (continued)

American Board of	Certificate (Specialty certificates on the left. Subspecialty certificates on the right.)	AK	AL	AR	AZ	CA	CO	CT	DC	DE	FL	GA	HI	IA	ID	IL
Radiology	Diplomate Total	85	671	392	1,054	6,269	883	816	235	132	3,312	1,385	258	426	199	2,237
	Diagnostic Medical Physics	1	16	2	16	80	26	19	5	0	35	38	4	4	2	38
	Diagnostic Radiology	67	515	301	768	4,744	638	611	173	103	2,409	1,020	213	323	145	1,615
	Interventional Radiology and Diagnostic Radiology	2	19	31	79	441	84	68	17	6	248	91	12	17	15	182
	Medical Physics	1	1	0	0	19	1	3	2	0	4	3	0	0	0	5
	Nuclear Medical Physics	0	7	0	2	19	12	4	3	0	13	7	0	2	1	10
	Radiation Oncology	11	81	32	112	676	79	73	27	13	394	142	20	49	22	225
	Therapeutic Medical Physics	3	43	27	87	336	59	49	13	10	232	94	10	35	16	187
	Neuroradiology	2	32	23	71	440	71	63	19	9	233	97	30	21	16	161
	Nuclear Radiology	1	2	3	13	89	14	20	1	3	61	17	3	1	0	33
	Pain Medicine	0	0	0	0	0	0	0	0	0	0	0	0	0	0	0
Pediatric Radiology	0	8	9	23	110	32	12	10	1	72	34	5	8	1	45	
Surgery	Diplomate Total	102	602	320	866	4,668	782	665	161	119	2,884	1,311	212	357	192	1,556
	Surgery	97	583	315	816	4,447	750	612	149	112	2,734	1,209	197	339	183	1,500
	Vascular Surgery	5	44	12	73	420	49	70	13	11	263	147	21	24	16	119
	Complex General Surgical Oncology	0	5	2	10	59	9	5	4	1	28	21	3	4	1	15
	Pediatric Surgery	3	15	10	31	117	22	18	11	5	87	30	5	5	7	49
	Surgery of the Hand	1	1	2	7	16	2	3	1	1	15	5	0	5	0	7
	Surgical Critical Care	4	49	24	112	445	113	90	22	7	317	135	23	27	20	150
Thoracic Surgery	Diplomate Total	5	78	47	111	634	76	77	18	12	386	146	21	43	18	221
	Thoracic and Cardiac Surgery	4	64	42	93	519	63	68	15	10	321	132	12	35	14	191
	Thoracic Surgery	1	14	5	18	120	14	9	3	2	68	14	9	8	4	32
	Congenital Cardiac Surgery	0	3	0	6	27	6	3	0	0	14	8	0	3	0	7
Urology	Diplomate Total	26	179	82	232	1,320	191	149	51	27	801	347	55	96	55	444
	Urology	26	179	82	232	1,320	191	149	51	27	801	347	55	96	55	444
	Pediatric Urology	2	3	3	12	47	6	9	8	1	23	10	4	4	2	15
	Urogynecology and Reconstructive Pelvic Surgery	0	5	0	7	56	6	5	4	0	23	8	1	1	1	7

Table 2C: ABMS Board Certified Diplomates by Member Board and Location (continued)

American Board of	Certificate (Specialty certificates on the left. Subspecialty certificates on the right.)	IN	KS	KY	LA	MA	MD	ME	MI	MN	MO	MS	MT	NC	ND	NE
		State Total	15,828	7,659	10,379	11,890	31,690	25,065	4,452	27,831	18,377	16,587	5,423	3,096	29,263	1,877
Allergy and Immunology	Diplomate Total	72	57	78	93	222	238	11	202	100	105	43	17	176	9	31
	Allergy and Immunology	72	57	78	93	222	238	11	202	100	105	43	17	176	9	31
	Diagnostic Laboratory Immunology	0	1	0	1	2	3	0	0	0	0	0	0	3	0	1
Anesthesiology	Diplomate Total	1,301	531	728	649	1,842	1,484	270	1,480	927	927	330	259	1,610	96	365
	Anesthesiology	1,295	530	726	649	1,832	1,476	268	1,475	926	926	330	258	1,605	95	364
	Adult Cardiac Anesthesiology	10	13	14	3	51	15	7	47	37	24	2	1	36	1	15
	Critical Care Medicine	25	28	29	21	183	95	15	87	87	49	5	6	98	6	20
	Hospice and Palliative Medicine	0	1	0	0	6	2	2	1	2	1	2	0	3	0	0
	Neurocritical Care	1	9	3	2	9	4	1	2	3	3	0	0	2	0	3
	Pain Medicine	110	58	89	81	175	122	18	185	73	97	46	16	170	12	23
	Pediatric Anesthesiology	59	38	37	36	169	95	14	117	80	73	11	11	104	2	41
	Sleep Medicine	0	0	0	0	0	3	0	0	0	0	0	0	0	0	0
	Colon and Rectal Surgery	Diplomate Total	48	20	30	47	70	61	17	109	66	42	5	4	62	4
Colon and Rectal Surgery	48	20	30	47	70	61	17	109	66	42	5	4	62	4	20	
Dermatology	Diplomate Total	203	90	146	233	541	368	48	388	280	251	70	58	471	25	66
	Dermatology	203	90	146	232	541	368	48	388	280	251	70	58	470	25	66
	Clinical and Laboratory Dermatological Immunology	0	0	1	0	1	0	0	0	1	0	0	0	0	0	0
	Dermatological Immunology/Diagnostic and Laboratory Immunology	0	0	0	2	0	4	0	2	2	0	0	0	3	0	0
	Dermatopathology	16	12	13	9	27	18	5	22	27	15	5	4	24	3	4
	Micrographic Dermatologic Surgery	30	20	29	27	55	42	9	60	56	49	11	15	73	2	19
Pediatric Dermatology	4	3	4	1	28	11	1	8	11	9	1	0	12	0	2	
Emergency Medicine	Diplomate Total	716	316	436	596	1,276	983	272	1,592	845	679	253	183	1,560	75	175
	Emergency Medicine	705	315	431	593	1,260	969	267	1,580	837	677	252	183	1,547	75	173
	Anesthesiology Critical Care Medicine	1	2	2	0	10	4	0	6	4	11	1	1	3	0	3
	Emergency Medical Services	22	10	14	8	32	25	11	38	27	25	5	5	56	1	6
	Hospice and Palliative Medicine	12	2	1	4	6	6	5	12	10	1	0	1	5	1	3
	Internal Medicine – Critical Care Medicine	9	0	2	4	11	12	4	15	10	7	1	0	9	0	1
	Medical Toxicology	7	4	3	3	29	9	4	14	19	6	3	0	15	1	2
	Neurocritical Care	0	2	0	0	2	1	0	0	3	0	0	0	3	0	0
	Pain Medicine	0	0	0	2	2	0	0	1	2	0	0	0	0	0	0
	Pediatric Emergency Medicine	3	0	4	4	6	5	4	12	2	0	0	0	17	0	0
	Sports Medicine	6	1	5	3	19	11	3	19	11	5	4	0	20	0	4
	Undersea and Hyperbaric Medicine	0	3	0	5	0	3	0	4	6	2	2	0	6	0	0
	Family Medicine	Diplomate Total	2,363	1,277	1,217	1,111	1,636	1,457	774	3,136	2,916	1,723	644	569	3,586	348
Family Medicine		2,363	1,277	1,217	1,111	1,636	1,457	774	3,136	2,916	1,723	644	569	3,586	348	847
Adolescent Medicine		1	3	0	1	2	0	0	3	2	2	0	0	2	0	0
Geriatric Medicine		38	17	19	18	43	44	25	43	37	29	9	6	78	6	7
Hospice and Palliative Medicine		19	17	17	14	30	28	20	41	30	19	5	11	70	1	9
Pain Medicine		0	1	1	1	0	0	0	1	0	1	0	0	3	0	0
Sleep Medicine		4	2	6	7	3	1	0	10	9	4	0	2	13	0	1
Sports Medicine		85	42	47	31	50	38	30	88	97	55	9	9	160	17	12

Table 2C: ABMS Board Certified Diplomates by Member Board and Location (continued)

American Board of	Certificate (Specialty certificates on the left. Subspecialty certificates on the right.)	IN	KS	KY	LA	MA	MD	ME	MI	MN	MO	MS	MT	NC	ND	NE	
Internal Medicine	Diplomate Total	3,807	1,813	2,635	3,066	10,147	7,479	1,078	7,723	4,845	4,416	1,349	647	7,752	391	1,297	
	Internal Medicine	3,126	1,450	2,223	2,614	8,773	6,446	928	6,592	4,057	3,805	1,120	544	6,397	348	1,072	
		Adolescent Medicine	2	0	0	0	4	3	0	0	0	1	0	0	1	0	0
		Adult Congenital Heart Disease	9	4	6	5	21	8	5	13	20	4	3	0	15	2	3
		Advanced Heart Failure and Transplant Cardiology	23	10	12	10	57	33	7	39	45	21	4	2	42	1	9
		Allergy and Immunology	0	0	0	1	1	0	0	0	2	1	0	0	0	0	0
		Cardiovascular Disease	528	246	327	395	1,033	682	140	877	556	506	151	78	873	39	160
		Clinical and Laboratory Immunology	0	0	0	0	0	2	0	0	0	0	0	0	2	0	0
		Clinical Cardiac Electrophysiology	59	26	26	31	101	60	14	90	70	38	11	8	90	5	17
		Critical Care Medicine	211	119	137	141	491	381	67	416	256	313	67	39	399	27	77
		Diagnostic Laboratory Immunology	0	0	2	0	5	2	0	2	1	0	1	0	0	0	0
		Endocrinology, Diabetes and Metabolism	125	56	66	85	398	301	30	207	152	143	39	17	253	8	38
		Gastroenterology	247	119	165	198	546	445	50	408	321	262	108	36	540	17	73
		Geriatric Medicine	52	19	39	28	229	164	22	134	75	76	20	7	157	8	25
		Hematology	165	79	109	113	398	286	54	290	273	168	42	23	340	31	56
		Hospice and Palliative Medicine	45	35	49	38	147	87	22	117	90	57	19	9	127	10	9
		Infectious Disease	116	60	74	101	462	449	36	281	167	154	39	16	290	20	59
		Interventional Cardiology	137	68	101	145	143	96	17	278	100	147	48	25	182	15	46
		Medical Oncology	224	117	158	172	671	505	67	423	317	262	74	46	508	35	82
		Nephrology	215	93	129	154	356	296	33	326	207	185	86	20	365	21	55
		Neurocritical Care	14	2	2	4	4	6	0	16	6	16	0	3	13	7	4
		Pulmonary Disease	257	144	201	218	621	416	81	502	279	306	98	44	486	19	105
		Rheumatology	91	44	59	72	266	201	21	173	122	116	35	19	188	14	33
	Sleep Medicine	56	41	42	23	88	77	10	133	60	64	25	15	99	6	20	
	Transplant Hepatology	11	6	9	5	30	22	2	27	28	12	4	0	29	0	8	
Medical Genetics and Genomics	Diplomate Total	34	15	16	17	161	186	8	69	79	45	11	3	111	3	16	
	Clinical Biochemical Genetics	2	1	0	0	13	28	0	9	13	6	3	0	11	1	1	
	Clinical Biochemical/Molecular Genetics	1	0	0	2	1	8	1	1	0	0	0	0	2	0	0	
	Clinical Cytogenetics and Genomics	7	8	4	3	30	30	2	12	25	8	3	0	29	0	6	
	Clinical Genetics and Genomics	20	8	13	11	85	109	4	41	31	29	8	3	45	3	10	
	Clinical Molecular Genetics and Genomics	7	2	2	1	52	41	2	9	24	6	0	0	34	0	1	
	Laboratory Genetics and Genomics	2	4	1	1	7	15	0	7	11	6	2	0	17	0	0	
	Ph.D. Medical Genetics	4	1	0	3	7	11	1	6	2	0	1	0	2	0	2	
		Medical Biochemical Genetics	1	1	1	1	9	11	1	8	6	3	1	0	6	0	1
		Molecular Genetic Pathology	0	0	0	0	0	0	0	1	1	0	0	0	0	0	0
Neurological Surgery	Diplomate Total	117	47	92	126	166	176	28	192	113	144	54	32	216	20	45	
	Neurological Surgery	117	47	92	126	166	176	28	192	113	144	54	32	216	20	45	
Nuclear Medicine	Diplomate Total	56	23	22	50	130	147	8	135	61	87	13	10	81	5	14	
	Nuclear Medicine	56	23	22	50	130	147	8	135	61	87	13	10	81	5	14	
Obstetrics and Gynecology	Diplomate Total	808	371	575	717	1,308	1,355	198	1,409	838	844	333	161	1,647	87	266	
	Obstetrics and Gynecology	808	371	575	717	1,308	1,355	198	1,409	838	844	333	161	1,647	87	266	
		Complex Family Planning	1	0	2	1	9	8	2	4	5	5	0	0	8	0	1
		Critical Care Medicine	0	0	0	0	1	4	0	1	0	3	0	0	0	0	0
		Gynecologic Oncology	21	8	18	14	36	37	7	36	30	31	4	4	55	0	8
		Maternal-Fetal Medicine	28	18	28	34	100	94	6	84	49	59	12	5	95	5	19
		Reproductive Endocrinology and Infertility	11	9	7	13	64	63	1	39	18	22	4	1	48	3	8
	Urogynecology and Reconstructive Pelvic Surgery	14	8	14	11	45	33	6	26	22	22	6	4	41	0	6	

Table 2C: ABMS Board Certified Diplomates by Member Board and Location (continued)

American Board of	Certificate (Specialty certificates on the left, Subspecialty certificates on the right.)	Number of Diplomates by State															
		IN	KS	KY	LA	MA	MD	ME	MI	MN	MO	MS	MT	NC	ND	NE	
Ophthalmology	Diplomate Total	318	171	241	356	751	679	98	744	446	403	159	69	696	51	119	
	Ophthalmology	318	171	241	356	751	679	98	744	446	403	159	69	696	51	119	
Orthopaedic Surgery	Diplomate Total	585	256	369	467	813	678	164	702	586	556	218	147	945	72	212	
	Orthopaedic Surgery	585	256	369	467	813	678	164	702	586	556	218	147	945	72	212	
	Orthopaedic Sports Medicine	43	35	28	59	70	56	7	56	82	45	23	13	109	4	23	
	Surgery of the Hand	50	20	21	27	76	56	14	56	58	37	10	11	76	7	13	
Otolaryngology — Head and Neck Surgery	Diplomate Total	291	126	174	317	415	381	46	352	268	281	129	50	450	32	114	
	Otolaryngology – Head and Neck Surgery	291	126	174	317	415	381	46	352	268	281	129	50	450	32	114	
	Complex Pediatric Otolaryngology	1	0	3	4	4	4	1	5	4	2	1	0	6	0	1	
	Neurotology	5	2	3	9	18	16	0	21	9	14	4	1	10	1	3	
	Sleep Medicine	2	3	3	10	10	2	0	9	5	1	2	0	10	1	0	
Pathology	Diplomate Total	501	249	344	384	1,124	906	102	896	595	572	206	81	766	76	193	
	Pathology – Anatomic	64	41	52	60	429	269	21	169	106	119	29	11	135	5	22	
	Pathology – Anatomic/Pathology – Clinical	412	197	278	314	560	564	77	691	433	405	168	68	588	71	160	
	Pathology – Clinical	46	22	24	23	142	95	8	74	67	62	8	2	49	0	13	
	Blood Banking/Transfusion Medicine	22	11	22	16	77	55	4	45	42	28	6	3	34	1	13	
	Clinical Informatics	2	0	1	2	11	2	0	10	10	6	1	0	6	0	0	
	Cytopathology	93	50	87	67	166	129	10	158	55	74	26	7	130	12	20	
	Dermatopathology	26	12	11	29	71	46	8	45	21	27	10	6	51	4	6	
	Hematopathology	58	26	31	37	88	72	13	101	79	49	16	8	72	9	25	
	Immunopathology	4	1	2	3	5	4	0	6	1	2	0	0	2	0	0	
	Neuropathology	9	6	9	8	48	38	0	25	15	23	7	2	29	0	7	
	Pathology – Chemical	8	0	2	4	2	7	0	11	7	3	0	0	4	0	2	
	Pathology – Forensic	23	14	27	21	27	46	5	46	29	20	4	6	39	6	5	
	Pathology – Hematology	2	2	2	2	9	8	0	12	5	7	1	1	7	0	1	
	Pathology – Medical Microbiology	8	2	5	3	18	10	2	5	12	5	4	0	23	0	7	
	Pathology – Molecular Genetic	6	4	8	6	36	25	0	27	28	22	2	2	29	0	5	
	Pathology – Pediatric	8	3	12	6	22	8	1	16	4	18	3	0	1	0	6	
	Radioisotopic Pathology	7	6	3	3	1	2	2	5	2	4	1	1	8	0	1	
	Pediatrics	Diplomate Total	1,804	777	1,340	1,335	4,002	3,155	446	3,125	1,983	2,177	605	241	3,447	171	582
Pediatrics		1,721	758	1,295	1,287	3,750	3,026	430	2,970	1,883	2,076	583	231	3,253	169	562	
Adolescent Medicine		5	3	2	2	44	23	3	9	8	6	0	0	10	0	1	
Allergy and Immunology		0	0	2	0	2	5	0	4	1	0	0	0	1	0	1	
Child Abuse Pediatrics		6	5	5	4	9	9	2	10	6	11	1	0	18	0	1	
Clinical and Laboratory Immunology		0	0	0	0	0	0	0	0	1	0	0	0	0	0	0	
Developmental-Behavioral Pediatrics		2	8	7	6	58	16	10	15	11	11	3	3	27	1	5	
Hospice and Palliative Medicine		4	1	4	3	18	10	1	14	11	11	6	1	11	0	3	
Medical Toxicology		1	0	1	0	3	1	0	1	1	1	0	0	1	0	0	
Neonatal-Perinatal Medicine		138	50	83	90	219	180	20	168	113	156	34	18	207	18	32	
Pediatric Cardiology		42	20	47	42	139	73	15	115	74	86	22	8	99	6	25	
Pediatric Critical Care Medicine		42	22	32	34	101	59	10	86	67	75	14	3	97	7	22	
Pediatric Emergency Medicine		18	11	31	26	134	54	1	74	59	70	6	1	56	0	14	
Pediatric Endocrinology		26	20	20	21	92	80	7	55	42	42	4	5	52	4	6	
Pediatric Gastroenterology		32	12	8	23	113	54	6	50	27	54	11	3	48	1	16	
Pediatric Hematology-Oncology		59	23	23	29	140	133	12	95	66	74	19	6	105	4	17	
Pediatric Hospital Medicine		32	17	25	24	95	39	20	63	47	63	10	11	72	6	20	

Table 2C: ABMS Board Certified Diplomates by Member Board and Location (continued)

American Board of	Certificate (Specialty certificates on the left. Subspecialty certificates on the right.)	IN	KS	KY	LA	MA	MD	ME	MI	MN	MO	MS	MT	NC	ND	NE
Pediatrics <i>continued</i>	Pediatric Infectious Diseases	16	5	15	18	66	74	7	31	29	35	4	0	43	3	12
	Pediatric Nephrology	17	7	10	12	26	29	6	33	20	28	2	0	38	1	6
	Pediatric Pulmonology	28	5	8	15	55	26	4	26	24	36	6	2	43	0	8
	Pediatric Rheumatology	8	2	3	0	26	13	0	17	10	22	3	0	21	1	3
	Pediatric Transplant Hepatology	3	0	0	0	5	2	0	5	4	6	0	0	4	0	3
	Sleep Medicine	7	2	3	3	12	7	1	9	8	18	2	0	8	1	1
	Sports Medicine	6	3	2	5	14	4	7	8	12	9	1	1	6	0	0
Physical Medicine and Rehabilitation	Diplomate Total	176	81	86	133	287	325	52	449	277	205	29	41	315	17	50
	Physical Medicine and Rehabilitation	175	80	86	133	285	324	52	447	276	205	29	41	313	17	50
	Brain Injury Medicine	9	5	4	8	21	23	0	36	26	11	1	3	15	0	5
	Neuromuscular Medicine	1	1	0	0	3	3	0	0	2	4	1	1	1	0	0
	Pain Medicine	26	6	12	30	34	51	9	51	38	27	2	8	53	0	9
	Pediatric Rehabilitation Medicine	7	2	2	2	7	12	0	18	22	7	0	0	9	0	1
	Spinal Cord Injury Medicine	9	4	6	3	14	13	0	11	11	11	2	1	12	1	3
	Sports Medicine	6	4	1	3	32	23	1	21	24	14	4	2	15	0	2
Plastic Surgery	Diplomate Total	124	83	101	104	206	222	26	237	118	147	62	18	233	18	37
	Plastic Surgery	124	83	101	104	206	222	26	237	118	147	62	18	233	18	37
	Surgery of the Hand	5	10	10	6	19	15	0	25	13	15	3	0	9	0	4
Preventive Medicine	Diplomate Total	167	62	190	143	526	652	100	371	308	200	56	35	390	16	37
	Aerospace Medicine	5	5	9	13	10	25	4	12	12	7	4	1	23	1	6
	Occupational Medicine	52	16	37	28	99	156	35	129	107	49	10	12	67	1	8
	Public Health and General Preventive Medicine	20	14	28	28	95	345	17	70	49	35	15	8	108	5	7
	Addiction Medicine	64	15	113	56	205	111	34	120	88	66	23	12	112	6	14
	Clinical Informatics	29	13	14	22	125	70	14	46	65	49	3	3	90	3	3
	Medical Toxicology	0	0	0	2	0	2	0	0	0	1	0	0	0	0	0
	Undersea and Hyperbaric Medicine	3	2	0	6	5	7	0	9	4	4	2	1	8	1	1
Psychiatry and Neurology	Diplomate Total	945	537	687	814	3,890	2,607	390	2,131	1,452	1,299	297	185	2,356	147	342
	Neurology	297	153	191	213	962	686	74	615	493	413	96	41	635	41	101
	Neurology with Special Qualification in Child Neurology	42	22	36	36	170	121	12	84	63	95	13	5	87	5	15
	Psychiatry	600	357	459	564	2,757	1,789	298	1,428	885	780	189	139	1,626	101	221
	Addiction Psychiatry	14	8	12	13	91	53	7	33	30	7	7	3	22	2	5
	Brain Injury Medicine	0	2	5	6	11	7	0	7	1	1	1	0	8	1	1
	Child and Adolescent Psychiatry	100	58	88	98	432	356	51	242	170	138	29	26	307	21	52
	Child Psychiatry	9	10	19	20	86	63	7	39	27	18	1	0	42	3	5
	Clinical Neurophysiology	40	26	22	26	86	66	14	87	66	33	13	1	74	4	7
	Consultation-Liaison Psychiatry	7	1	6	14	127	42	3	36	35	9	4	2	48	2	2
	Epilepsy	23	23	29	26	86	67	6	86	60	45	7	0	65	4	13
	Forensic Psychiatry	8	5	11	47	57	57	2	51	20	28	6	3	42	1	5
	Geriatric Psychiatry	14	11	8	8	68	37	5	57	26	21	3	2	52	3	6
	Neurocritical Care	2	4	0	4	11	24	0	18	7	6	4	1	26	1	3
	Neurodevelopmental Disabilities	9	1	1	2	9	15	0	3	1	5	0	1	2	0	1
	Neuromuscular Medicine	6	9	4	1	53	10	0	28	39	31	2	1	43	3	6
	Pain Medicine	5	1	3	7	21	5	1	3	7	3	2	0	11	0	1
	Sleep Medicine	33	6	12	15	54	36	3	58	39	29	13	1	71	5	2
	Vascular Neurology	11	17	16	26	71	51	4	73	31	39	9	2	70	1	6

Table 2C: ABMS Board Certified Diplomates by Member Board and Location (continued)

American Board of	Certificate (Specialty certificates on the left. Subspecialty certificates on the right.)	IN	KS	KY	LA	MA	MD	ME	MI	MN	MO	MS	MT	NC	ND	NE
Radiology	Diplomate Total	993	490	642	704	1,989	1,383	192	1,743	1,088	1,058	341	168	1,673	129	302
	Diagnostic Medical Physics	12	10	9	12	32	23	3	43	29	17	3	1	27	4	4
	Diagnostic Radiology	727	372	488	538	1,499	1,015	147	1,278	816	784	266	117	1,239	86	215
	Interventional Radiology and Diagnostic Radiology	59	29	22	35	108	69	10	94	66	69	16	18	96	12	22
	Medical Physics	1	1	1	3	1	6	2	9	2	3	0	1	2	1	2
	Nuclear Medical Physics	4	2	2	4	13	6	0	14	2	3	0	0	3	0	1
	Radiation Oncology	108	47	70	67	214	161	21	178	95	115	33	21	176	17	36
	Therapeutic Medical Physics	87	35	54	49	135	110	10	139	89	78	25	12	135	9	25
	Neuroradiology	55	30	31	31	169	91	7	122	115	84	12	9	117	3	13
	Nuclear Radiology	13	6	5	8	49	14	4	37	21	15	9	0	35	3	6
	Pain Medicine	0	0	0	0	0	0	0	0	0	0	0	0	0	0	0
	Pediatric Radiology	13	8	10	9	63	13	1	36	28	32	2	2	29	1	10
Surgery	Diplomate Total	743	376	549	650	1,232	984	254	1,333	790	748	282	165	1,381	110	281
	Surgery	707	359	518	609	1,154	906	237	1,260	761	704	272	159	1,309	107	264
	Vascular Surgery	56	28	59	51	119	112	24	124	56	68	22	11	144	5	26
	Complex General Surgical Oncology	6	3	8	9	15	16	2	19	11	2	2	0	20	2	5
	Pediatric Surgery	18	8	15	16	44	24	8	38	19	16	3	5	33	3	10
	Surgery of the Hand	2	0	3	3	4	1	2	12	3	2	0	0	4	2	0
	Surgical Critical Care	60	36	42	51	128	125	35	176	100	96	20	8	167	15	36
Thoracic Surgery	Diplomate Total	109	52	86	76	202	124	25	192	98	128	47	20	182	11	30
	Thoracic and Cardiac Surgery	101	46	78	62	174	104	20	164	83	111	41	18	153	10	27
	Thoracic Surgery	8	8	8	14	28	20	6	28	16	18	6	2	28	1	3
	Congenital Cardiac Surgery	3	1	2	3	12	1	0	12	7	6	0	0	8	0	2
Urology	Diplomate Total	202	106	131	205	313	280	50	330	191	202	90	48	382	26	72
	Urology	202	106	131	205	313	280	50	330	191	202	90	48	382	26	72
	Pediatric Urology	8	3	5	8	15	6	1	18	8	9	1	1	16	0	2
	Urogynecology and Reconstructive Pelvic Surgery	4	3	2	8	6	9	2	14	8	4	2	1	9	0	2

Table 2C: ABMS Board Certified Diplomates by Member Board and Location (continued)

American Board of	Certificate (Specialty certificates on the left. Subspecialty certificates on the right.)	NH	NJ	NM	NV	NY	OH	OK	OR	PA	RI	SC	SD	TN	TX	UT
	State Total	4,524	28,847	5,074	6,253	73,611	34,850	7,175	13,768	43,850	3,952	12,627	2,404	18,342	69,024	8,213
Allergy and Immunology	Diplomate Total	23	217	22	27	528	213	42	61	286	14	62	6	125	463	41
	Allergy and Immunology	23	217	22	27	528	213	42	61	286	14	62	6	125	463	41
	Diagnostic Laboratory Immunology	0	1	0	0	5	0	0	0	1	1	0	0	1	6	0
Anesthesiology	Diplomate Total	298	2,125	274	584	4,373	2,098	518	1,009	2,639	167	769	123	1,147	5,012	719
	Anesthesiology	295	2,117	273	581	4,362	2,083	515	1,006	2,628	166	763	123	1,147	4,981	716
	Adult Cardiac Anesthesiology	3	30	3	5	85	45	16	15	50	7	18	1	15	114	6
	Critical Care Medicine	25	57	12	13	204	142	12	63	153	6	23	1	77	153	24
	Hospice and Palliative Medicine	0	5	0	0	9	3	0	0	3	0	2	0	2	13	2
	Neurocritical Care	2	4	1	2	8	7	0	4	15	0	2	0	4	15	2
	Pain Medicine	33	227	22	68	409	194	57	55	222	12	67	10	96	550	62
	Pediatric Anesthesiology	19	143	10	21	293	195	22	66	199	9	44	8	66	412	63
	Sleep Medicine	0	0	0	0	3	1	0	1	1	0	0	0	2	1	0
Colon and Rectal Surgery	Diplomate Total	10	103	13	21	247	114	24	34	147	6	37	5	43	215	18
	Colon and Rectal Surgery	10	103	13	21	247	114	24	34	147	6	37	5	43	215	18
Dermatology	Diplomate Total	65	413	61	79	1,245	470	101	211	643	74	190	52	267	1,144	163
	Dermatology	65	413	61	79	1,245	470	101	211	643	74	190	52	266	1,143	163
	Clinical and Laboratory Dermatological Immunology	0	0	0	0	2	0	0	1	0	0	0	0	0	0	0
	Dermatological Immunology/Diagnostic and Laboratory Immunology	0	2	0	0	8	4	0	1	5	0	2	0	0	3	4
	Dermatopathology	4	21	6	5	54	41	5	8	67	5	17	4	16	99	12
	Micrographic Dermatologic Surgery	10	51	8	20	121	68	19	40	91	10	35	14	54	170	32
Pediatric Dermatology	3	11	1	0	36	19	1	8	19	3	4	0	5	29	6	
Emergency Medicine	Diplomate Total	254	1,125	321	429	3,045	1,681	277	856	1,967	212	803	102	744	3,637	527
	Emergency Medicine	253	1,105	320	426	3,011	1,660	272	852	1,936	209	799	102	733	3,612	522
	Anesthesiology Critical Care Medicine	0	2	5	3	9	11	0	1	1	0	1	0	4	9	3
	Emergency Medical Services	8	33	11	9	88	48	5	14	69	4	24	1	20	111	10
	Hospice and Palliative Medicine	0	4	3	1	20	9	0	3	10	3	1	0	1	10	4
	Internal Medicine – Critical Care Medicine	3	11	4	4	40	14	0	9	45	3	6	2	4	22	2
	Medical Toxicology	2	16	4	0	59	11	1	13	44	1	4	0	4	30	3
	Neurocritical Care	1	1	0	3	5	5	0	2	4	0	1	0	0	1	1
	Pain Medicine	0	2	0	2	0	0	0	0	2	0	1	0	1	4	0
	Pediatric Emergency Medicine	0	5	1	2	27	8	3	9	10	2	6	1	7	24	3
	Sports Medicine	2	24	3	2	47	31	2	11	36	2	13	0	14	32	11
Undersea and Hyperbaric Medicine	0	3	0	0	9	3	1	2	6	2	1	0	3	10	3	
Family Medicine	Diplomate Total	549	1,677	782	769	4,024	3,433	1,011	1,872	4,157	286	1,719	439	1,875	8,114	1,103
	Family Medicine	549	1,677	782	769	4,024	3,433	1,011	1,872	4,157	286	1,719	439	1,875	8,114	1,103
	Adolescent Medicine	0	2	0	1	5	2	1	0	7	1	0	0	1	2	0
	Geriatric Medicine	6	61	13	18	116	82	9	20	150	5	34	6	21	207	9
	Hospice and Palliative Medicine	10	30	14	10	76	63	16	35	68	4	30	5	30	153	18
	Pain Medicine	1	0	0	1	1	3	0	1	0	0	0	0	2	6	1
	Sleep Medicine	2	8	5	5	1	15	9	1	11	0	6	0	0	35	5
	Sports Medicine	15	76	8	24	86	144	31	47	185	6	63	14	45	219	59

Table 2C: ABMS Board Certified Diplomates by Member Board and Location (continued)

American Board of	Certificate (Specialty certificates on the left. Subspecialty certificates on the right.)	NH	NJ	NM	NV	NY	OH	OK	OR	PA	RI	SC	SD	TN	TX	UT	
Internal Medicine	Diplomate Total	1,202	8,848	1,148	1,646	21,794	9,431	1,578	3,376	12,708	1,215	2,986	570	4,899	17,163	1,572	
	Internal Medicine	1,022	7,473	1,026	1,354	19,195	7,850	1,318	2,807	10,867	1,038	2,506	495	4,128	14,311	1,283	
		Adolescent Medicine	0	2	0	0	4	1	0	0	4	0	0	0	0	2	2
		Adult Congenital Heart Disease	0	5	1	1	29	29	0	6	16	0	7	2	10	44	5
		Advanced Heart Failure and Transplant Cardiology	3	38	2	5	96	81	6	17	85	4	17	2	32	101	15
		Allergy and Immunology	0	0	2	0	7	0	0	1	1	0	1	0	0	0	0
		Cardiovascular Disease	133	1,146	97	194	2,529	1,142	216	288	1,623	116	347	55	595	1,965	177
		Clinical and Laboratory Immunology	0	0	0	0	1	0	0	0	2	0	0	0	0	1	0
		Clinical Cardiac Electrophysiology	11	91	9	20	197	137	19	42	160	12	42	6	70	193	24
		Critical Care Medicine	73	428	63	79	1,054	559	97	185	718	58	175	28	300	975	112
		Diagnostic Laboratory Immunology	0	5	0	0	12	1	0	1	1	1	1	0	0	7	0
		Endocrinology, Diabetes and Metabolism	41	344	42	43	719	263	44	92	381	27	78	19	113	574	48
		Gastroenterology	70	624	68	92	1,578	576	100	195	872	77	205	35	300	1,156	107
		Geriatric Medicine	28	190	16	31	525	126	16	67	226	32	45	11	55	259	27
		Hematology	44	343	49	49	872	352	60	126	579	56	114	27	172	627	64
		Hospice and Palliative Medicine	30	115	27	26	425	178	20	81	191	26	58	10	63	259	28
		Infectious Disease	40	339	36	43	843	313	49	105	473	60	96	19	173	589	60
		Interventional Cardiology	28	237	21	61	371	261	78	59	294	19	108	12	178	630	45
		Medical Oncology	58	478	74	84	1,305	538	104	195	789	73	166	32	291	1,099	111
		Nephrology	33	421	56	107	928	414	94	127	567	37	143	29	230	1,031	79
		Neurocritical Care	0	5	0	3	24	11	5	7	17	0	4	2	1	43	1
		Pulmonary Disease	74	548	71	98	1,367	684	131	195	877	71	210	33	360	1,105	129
		Rheumatology	46	211	33	29	506	241	43	81	347	23	87	17	114	442	49
	Sleep Medicine	23	142	10	29	196	147	36	43	173	18	53	11	84	280	21	
	Transplant Hepatology	2	10	2	1	47	32	4	7	52	1	9	3	12	68	5	
Medical Genetics and Genomics	Diplomate Total	9	71	18	6	181	121	12	49	126	5	41	9	55	174	56	
	Clinical Biochemical Genetics	0	8	1	0	15	13	2	4	18	1	5	0	6	20	10	
	Clinical Biochemical/Molecular Genetics	0	0	0	0	1	3	0	3	2	0	0	0	1	2	0	
	Clinical Cytogenetics and Genomics	3	24	12	1	48	27	4	12	36	1	7	2	16	33	9	
	Clinical Genetics and Genomics	4	31	8	5	107	72	6	29	69	4	23	8	27	92	22	
	Clinical Molecular Genetics and Genomics	3	21	0	0	35	25	3	10	22	0	7	0	9	42	18	
	Laboratory Genetics and Genomics	1	7	2	0	13	14	1	1	10	0	4	1	6	20	11	
	Ph.D. Medical Genetics	0	3	0	1	3	4	1	3	6	0	4	0	2	8	1	
		Medical Biochemical Genetics	0	1	0	0	6	6	1	2	11	0	3	1	4	11	1
		Molecular Genetic Pathology	0	0	0	0	0	0	0	0	0	0	0	0	0	0	0
Neurological Surgery	Diplomate Total	36	174	36	38	437	266	74	115	318	17	81	24	178	505	60	
	Neurological Surgery	36	174	36	38	437	266	74	115	318	17	81	24	178	505	60	
Nuclear Medicine	Diplomate Total	13	130	22	15	353	125	31	40	219	21	43	10	63	227	21	
	Nuclear Medicine	13	130	22	15	353	125	31	40	219	21	43	10	63	227	21	
Obstetrics and Gynecology	Diplomate Total	221	1,701	283	339	3,902	1,669	374	743	2,065	222	772	109	932	3,901	418	
	Obstetrics and Gynecology	221	1,701	283	339	3,902	1,669	374	743	2,065	222	772	109	932	3,901	418	
		Complex Family Planning	1	10	5	1	41	8	0	10	20	1	1	0	1	6	6
		Critical Care Medicine	0	1	0	0	0	3	0	0	2	0	0	0	1	3	0
		Gynecologic Oncology	3	43	12	10	138	54	14	26	79	12	18	5	30	107	11
		Maternal-Fetal Medicine	8	117	23	22	249	108	15	52	152	18	42	5	59	260	40
		Reproductive Endocrinology and Infertility	2	79	1	8	181	39	9	11	68	8	21	2	25	130	15
	Urogynecology and Reconstructive Pelvic Surgery	5	42	6	7	83	50	11	21	66	7	13	2	25	83	8	

Table 2C: ABMS Board Certified Diplomates by Member Board and Location (continued)

American Board of	Certificate (Specialty certificates on the left. Subspecialty certificates on the right.)	NH	NJ	NM	NV	NY	OH	OK	OR	PA	RI	SC	SD	TN	TX	UT	
Ophthalmology	Diplomate Total	98	704	107	127	2,025	821	183	387	1,061	86	316	60	454	1,526	235	
	Ophthalmology	98	704	107	127	2,025	821	183	387	1,061	86	316	60	454	1,526	235	
Orthopaedic Surgery	Diplomate Total	182	881	157	217	1,953	1,054	270	469	1,173	137	478	107	623	2,006	285	
	Orthopaedic Surgery	182	881	157	217	1,953	1,054	270	469	1,173	137	478	107	623	2,006	285	
	Orthopaedic Sports Medicine	17	71	13	22	163	86	30	27	109	14	45	14	62	191	20	
	Surgery of the Hand	11	74	14	18	141	77	12	34	106	12	32	12	40	133	22	
Otolaryngology — Head and Neck Surgery	Diplomate Total	58	370	69	76	1,094	536	126	235	583	46	214	44	324	1,063	148	
	Otolaryngology – Head and Neck Surgery	58	370	69	76	1,094	536	126	235	583	46	214	44	324	1,063	148	
	Complex Pediatric Otolaryngology	0	0	0	1	7	15	1	1	4	0	5	0	0	28	1	
	Neurotology	1	3	1	2	29	13	5	5	15	0	4	0	10	30	4	
	Sleep Medicine	2	6	0	0	19	6	3	1	7	0	6	1	6	31	3	
Pathology	Diplomate Total	128	777	209	149	2,291	1,203	232	344	1,448	141	327	74	645	2,291	273	
	Pathology – Anatomic	27	163	41	24	731	247	44	55	297	40	39	5	101	342	46	
	Pathology – Anatomic/Pathology – Clinical	97	573	150	119	1,411	885	180	272	1,054	92	271	68	503	1,816	197	
	Pathology – Clinical	5	72	17	14	220	110	15	24	150	15	25	3	45	176	27	
	Blood Banking/Transfusion Medicine	3	29	24	5	137	59	12	10	91	7	10	4	32	125	15	
	Clinical Informatics	1	1	1	0	24	8	1	1	13	1	2	1	1	30	2	
	Cytopathology	16	145	25	20	357	209	36	55	305	20	52	5	104	393	39	
	Dermatopathology	12	24	7	13	99	54	9	25	59	5	29	7	32	123	13	
	Hematopathology	9	88	34	18	190	136	23	31	126	10	31	4	83	269	42	
	Immunopathology	0	4	1	0	19	11	0	1	8	2	3	0	4	5	0	
	Neuropathology	5	19	9	0	92	33	6	9	49	10	5	0	20	60	7	
	Pathology – Chemical	0	4	0	0	4	10	2	1	6	0	2	1	2	7	2	
	Pathology – Forensic	3	33	21	19	126	48	21	13	52	12	30	6	40	139	12	
	Pathology – Hematology	1	9	3	1	14	7	2	6	11	0	4	2	5	21	4	
	Pathology – Medical Microbiology	2	5	2	1	17	16	3	9	7	0	2	1	7	24	8	
	Pathology – Molecular Genetic	2	25	7	2	79	24	4	12	36	3	5	1	14	67	21	
	Pathology – Pediatric	1	9	0	3	31	52	3	5	39	8	1	0	11	74	6	
	Radioisotopic Pathology	0	5	0	1	9	9	1	1	10	2	2	0	4	10	0	
	Pediatrics	Diplomate Total	455	3,486	545	542	8,868	4,953	820	1,302	5,077	465	1,401	207	2,436	8,375	1,039
		Pediatrics	441	3,320	525	507	8,477	4,673	784	1,238	4,755	435	1,331	191	2,281	7,931	983
Adolescent Medicine		3	15	2	1	98	39	2	4	46	5	2	0	9	40	1	
Allergy and Immunology		0	6	0	0	15	2	1	1	4	3	1	0	3	7	1	
Child Abuse Pediatrics		2	11	3	1	29	20	9	8	21	2	7	2	11	28	7	
Clinical and Laboratory Immunology		0	0	0	0	2	0	0	0	0	0	0	0	0	0	0	
Developmental-Behavioral Pediatrics		3	28	0	2	75	52	3	13	26	10	20	1	11	55	2	
Hospice and Palliative Medicine		0	6	2	0	24	26	1	7	22	3	6	1	17	28	5	
Medical Toxicology		0	2	0	0	3	1	0	1	1	0	0	0	0	4	0	
Neonatal-Perinatal Medicine		24	266	29	58	503	298	71	73	374	23	81	24	168	648	88	
Pediatric Cardiology		9	79	8	20	241	200	20	27	185	9	42	9	85	328	45	
Pediatric Critical Care Medicine		8	76	12	26	208	141	28	28	140	11	35	11	71	288	35	
Pediatric Emergency Medicine		3	118	13	22	303	174	16	22	145	26	29	1	77	255	31	
Pediatric Endocrinology		11	62	8	6	185	91	19	23	102	17	13	7	46	143	14	
Pediatric Gastroenterology		8	69	6	9	163	134	14	18	122	10	19	6	40	163	21	
Pediatric Hematology-Oncology		7	95	12	12	276	169	18	31	187	13	32	8	142	298	27	
Pediatric Hospital Medicine		7	56	11	11	137	165	22	41	145	2	30	7	46	181	16	

Table 2C: ABMS Board Certified Diplomates by Member Board and Location (continued)

American Board of	Certificate (Specialty certificates on the left. Subspecialty certificates on the right.)	NH	NJ	NM	NV	NY	OH	OK	OR	PA	RI	SC	SD	TN	TX	UT
Pediatrics <i>continued</i>	Pediatric Infectious Diseases	2	37	6	3	115	71	4	11	68	8	14	3	37	116	15
	Pediatric Nephrology	3	23	4	3	89	53	6	10	46	4	14	2	20	93	7
	Pediatric Pulmonology	3	36	2	4	110	81	5	7	67	2	10	4	25	96	6
	Pediatric Rheumatology	0	17	1	1	42	34	0	3	29	1	9	0	12	30	7
	Pediatric Transplant Hepatology	0	1	0	0	11	16	0	1	6	1	1	0	2	9	4
	Sleep Medicine	0	13	1	1	26	27	0	6	21	0	6	1	9	40	3
	Sports Medicine	1	8	1	1	13	37	1	2	15	1	4	1	8	39	5
Physical Medicine and Rehabilitation	Diplomate Total	52	644	46	106	1,098	460	61	138	666	28	125	27	172	900	140
	Physical Medicine and Rehabilitation	51	642	46	105	1,094	459	60	137	662	28	123	27	171	895	138
	Brain Injury Medicine	2	48	4	8	57	30	5	6	43	0	6	2	10	115	4
	Neuromuscular Medicine	0	2	1	1	6	1	1	0	4	0	0	0	0	3	0
	Pain Medicine	8	95	6	24	163	49	5	21	103	2	22	4	26	137	25
	Pediatric Rehabilitation Medicine	1	11	1	0	21	31	2	1	19	0	3	0	3	29	4
	Spinal Cord Injury Medicine	0	20	0	4	23	14	1	2	27	0	4	1	5	39	5
	Sports Medicine	4	44	3	4	77	29	0	3	36	1	6	1	6	39	15
Plastic Surgery	Diplomate Total	28	263	35	64	689	283	63	108	331	29	109	16	171	767	95
	Plastic Surgery	28	263	35	64	689	283	62	107	331	29	109	16	171	767	95
	Surgery of the Hand	1	8	1	2	35	22	4	9	28	6	5	0	8	44	6
Preventive Medicine	Diplomate Total	88	329	131	72	912	551	100	255	611	49	122	23	336	879	163
	Aerospace Medicine	5	7	16	7	9	47	14	4	9	1	10	1	14	214	15
	Occupational Medicine	23	91	26	22	145	150	34	46	124	7	26	7	75	222	50
	Public Health and General Preventive Medicine	28	53	36	18	284	65	15	64	89	10	41	4	63	170	24
	Addiction Medicine	20	137	50	28	343	215	32	96	253	21	32	8	149	170	48
	Clinical Informatics	15	49	16	2	171	97	12	49	146	9	24	3	52	146	27
	Medical Toxicology	0	0	0	0	1	0	0	1	2	0	1	0	1	3	0
	Undersea and Hyperbaric Medicine	3	3	0	2	12	7	2	3	7	1	4	0	0	34	9
Psychiatry and Neurology	Diplomate Total	403	2,387	416	394	8,818	2,591	503	1,111	3,833	460	937	152	1,196	4,827	619
	Neurology	101	588	95	109	1,973	799	139	295	1,034	92	231	45	414	1,358	180
	Neurology with Special Qualification in Child Neurology	14	100	13	11	253	149	13	36	178	12	24	6	68	267	30
	Psychiatry	285	1,690	307	273	6,600	1,625	348	771	2,596	354	681	100	711	3,191	404
	Addiction Psychiatry	13	45	15	3	212	39	7	16	65	7	29	2	20	95	16
	Brain Injury Medicine	0	9	2	4	23	9	1	4	7	0	1	0	2	28	3
	Child and Adolescent Psychiatry	43	319	58	40	1,020	336	49	135	456	86	143	26	119	666	112
	Child Psychiatry	4	44	10	5	221	31	9	13	78	8	8	2	18	76	10
	Clinical Neurophysiology	20	71	13	12	216	107	10	18	118	12	20	6	50	224	17
	Consultation-Liaison Psychiatry	6	41	9	3	279	49	3	25	85	12	11	1	20	77	3
	Epilepsy	10	70	12	17	214	119	12	23	127	5	30	6	50	169	20
	Forensic Psychiatry	3	53	4	13	198	67	5	36	48	12	38	2	14	82	15
	Geriatric Psychiatry	17	55	9	3	186	37	11	25	93	14	26	1	21	102	6
	Neurocritical Care	1	6	6	1	41	21	6	5	18	1	8	1	5	40	3
	Neurodevelopmental Disabilities	1	17	0	0	12	7	1	6	12	1	1	0	5	14	1
	Neuromuscular Medicine	4	27	3	4	80	43	7	13	36	2	6	0	20	65	9
	Pain Medicine	2	8	2	2	31	11	2	2	21	0	4	1	3	21	1
	Sleep Medicine	14	21	11	7	69	59	3	25	54	0	11	5	37	108	6
	Vascular Neurology	5	60	9	6	178	77	11	21	109	11	32	5	53	135	20

Table 2C: ABMS Board Certified Diplomates by Member Board and Location (continued)

American Board of	Certificate (Specialty certificates on the left. Subspecialty certificates on the right.)	NH	NJ	NM	NV	NY	OH	OK	OR	PA	RI	SC	SD	TN	TX	UT
Radiology	Diplomate Total	222	1,680	253	327	4,230	2,069	483	676	2,898	213	612	129	1,169	3,816	396
	Diagnostic Medical Physics	3	40	5	4	74	57	16	6	38	7	10	2	20	106	6
	Diagnostic Radiology	170	1,208	179	237	3,185	1,504	355	510	2,138	161	464	94	880	2,746	303
	Interventional Radiology and Diagnostic Radiology	18	118	19	28	263	109	23	39	197	19	39	9	71	282	24
	Medical Physics	0	7	1	0	14	4	4	1	10	0	2	0	3	17	1
	Nuclear Medical Physics	0	13	2	0	29	10	2	0	8	3	2	0	4	15	1
	Radiation Oncology	21	164	28	36	406	243	43	84	305	16	63	16	107	377	44
	Therapeutic Medical Physics	11	146	19	23	279	171	49	36	222	13	37	11	91	310	18
	Neuroradiology	13	127	14	23	351	133	17	51	184	15	38	5	55	284	33
	Nuclear Radiology	3	29	4	4	57	53	4	7	23	7	12	3	20	45	6
	Pain Medicine	0	0	0	0	0	0	0	0	2	0	0	0	0	0	1
Pediatric Radiology	1	30	3	4	62	88	3	8	84	2	8	1	33	105	19	
Surgery	Diplomate Total	243	1,240	269	293	3,055	1,648	362	637	1,974	170	664	146	977	3,092	330
	Surgery	222	1,152	254	286	2,894	1,559	343	612	1,862	164	632	137	920	2,951	315
	Vascular Surgery	35	133	17	16	275	144	21	59	183	9	63	14	99	246	26
	Complex General Surgical Oncology	2	23	3	3	46	26	1	8	25	3	6	0	15	47	3
	Pediatric Surgery	7	27	4	7	72	63	11	20	51	8	17	3	37	115	11
	Surgery of the Hand	0	4	0	4	18	3	5	4	3	0	3	1	2	24	1
	Surgical Critical Care	19	136	30	41	285	196	31	63	264	13	79	13	110	354	36
Thoracic Surgery	Diplomate Total	16	160	31	32	406	232	50	75	326	15	86	9	138	425	50
	Thoracic and Cardiac Surgery	16	146	21	31	337	210	40	64	280	12	70	9	112	381	45
	Thoracic Surgery	0	16	10	1	70	23	10	11	47	3	17	0	26	45	5
	Congenital Cardiac Surgery	0	2	1	2	14	13	1	5	13	0	4	0	5	20	6
Urology	Diplomate Total	67	380	55	66	921	433	120	181	482	51	159	37	261	804	86
	Urology	67	380	55	66	921	433	120	181	482	51	159	37	261	804	86
	Pediatric Urology	2	13	2	7	31	23	5	5	23	1	5	1	13	44	6
	Urogynecology and Reconstructive Pelvic Surgery	3	10	0	2	32	12	4	4	7	0	5	1	9	21	2

Table 2C: ABMS Board Certified Diplomates by Member Board and Location (continued)

American Board of	Certificate (Specialty certificates on the left. Subspecialty certificates on the right.)	VA	VT	WA	WI	WV	WY	US Military (1)	US Territories (2)	US Total	Canada	Foreign	Unknown	Grand Total
	State Total	25,845	2,506	23,417	17,236	4,287	1,166	946	3,844	957,915	9,299	4,646	26,004	997,864
Allergy and Immunology	Diplomate Total	178	9	104	129	12	1	7	25	6,131	87	48	56	6,322
	Allergy and Immunology	178	9	104	129	11	1	7	25	6,130	87	48	56	6,321
	Diagnostic Laboratory Immunology	0	0	1	0	1	0	0	0	44	0	0	0	44
Anesthesiology	Diplomate Total	1,604	156	1,721	1,184	229	91	39	105	61,308	415	150	678	62,551
	Anesthesiology	1,595	155	1,716	1,183	227	91	39	105	61,061	412	149	678	62,300
	Adult Cardiac Anesthesiology	34	2	12	27	8	0	0	0	1,120	4	0	0	1,124
	Critical Care Medicine	66	14	65	57	7	1	0	3	2,893	21	17	19	2,950
	Hospice and Palliative Medicine	4	1	1	1	0	0	0	0	100	0	0	0	100
	Neurocritical Care	11	2	6	0	2	0	0	0	189	0	1	0	190
	Pain Medicine	130	10	112	83	19	7	4	11	5,723	17	6	0	5,746
	Pediatric Anesthesiology	102	14	100	63	10	0	0	7	4,207	16	6	0	4,229
	Sleep Medicine	1	1	0	0	0	0	0	0	21	0	0	0	21
Colon and Rectal Surgery	Diplomate Total	87	5	53	40	9	1	0	13	2,727	38	35	6	2,806
	Colon and Rectal Surgery	87	5	53	40	9	1	0	13	2,727	38	35	6	2,806
Dermatology	Diplomate Total	420	28	347	253	36	17	9	89	15,397	258	35	1	15,691
	Dermatology	420	28	346	253	36	17	9	89	15,388	257	35	1	15,681
	Clinical and Laboratory Dermatological Immunology	0	0	1	0	0	0	0	0	15	0	0	0	15
	Dermatological Immunology/Diagnostic and Laboratory Immunology	2	0	1	0	0	1	0	1	66	0	1	0	67
	Dermatopathology	29	0	29	22	2	2	0	6	1,079	2	9	0	1,090
	Micrographic Dermatologic Surgery	56	4	48	38	4	5	1	1	2,417	13	1	0	2,431
	Pediatric Dermatology	12	1	10	15	1	1	0	2	444	8	0	0	452
Emergency Medicine	Diplomate Total	1,389	159	1,204	787	153	88	89	127	46,521	158	154	27	46,860
	Emergency Medicine	1,380	157	1,194	784	150	88	89	126	46,077	148	152	26	46,403
	Anesthesiology Critical Care Medicine	1	0	2	6	0	0	0	1	178	0	1	0	179
	Emergency Medical Services	43	6	23	40	5	2	1	2	1,207	2	4	0	1,213
	Hospice and Palliative Medicine	5	0	7	6	1	0	0	2	247	0	0	0	247
	Internal Medicine – Critical Care Medicine	14	3	13	4	1	0	1	1	394	4	0	0	398
	Medical Toxicology	16	2	7	9	0	0	1	2	548	13	6	1	568
	Neurocritical Care	0	2	2	2	1	0	0	1	60	2	0	0	62
	Pain Medicine	1	0	1	1	0	0	0	0	36	0	0	0	36
	Pediatric Emergency Medicine	14	1	7	2	2	1	1	5	330	2	2	0	334
	Sports Medicine	12	4	13	7	6	0	0	4	581	2	0	0	583
	Undersea and Hyperbaric Medicine	3	0	7	1	0	0	0	1	129	0	0	0	129
Family Medicine	Diplomate Total	2,968	337	3,744	2,502	663	246	180	244	102,505	746	167	0	103,418
	Family Medicine	2,968	337	3,744	2,502	663	246	180	244	102,505	746	167	0	103,418
	Adolescent Medicine	1	2	0	1	0	0	0	0	69	1	0	0	70
	Geriatric Medicine	71	10	66	35	13	3	1	38	2,142	16	18	0	2,176
	Hospice and Palliative Medicine	52	14	48	38	9	4	0	5	1,573	5	7	0	1,585
	Pain Medicine	0	0	0	0	0	0	0	0	34	1	0	0	35
	Sleep Medicine	11	2	10	9	0	0	0	0	279	4	2	0	285
	Sports Medicine	85	9	87	67	12	5	9	7	3,087	6	3	0	3,096

Table 2C: ABMS Board Certified Diplomates by Member Board and Location (continued)

American Board of	Certificate (Specialty certificates on the left. Subspecialty certificates on the right.)	VA	VT	WA	WI	WV	WY	US Military (1)	US Territories (2)	US Total	Canada	Foreign	Unknown	Grand Total	
Internal Medicine	Diplomate Total	6,761	540	5,538	4,034	1,129	200	88	1,106	255,646	1,484	977	957	259,064	
	Internal Medicine	5,705	465	4,661	3,416	982	178	80	964	217,025	1,368	783	956	220,132	
		Adolescent Medicine	0	0	1	0	0	0	0	0	43	0	0	0	43
		Adult Congenital Heart Disease	9	1	12	12	2	0	0	0	472	2	2	0	476
		Advanced Heart Failure and Transplant Cardiology	43	1	27	23	5	0	0	4	1,323	10	6	0	1,339
		Allergy and Immunology	0	0	0	1	0	0	0	0	26	0	0	0	26
		Cardiovascular Disease	728	54	504	440	136	23	2	100	28,661	179	86	132	29,058
		Clinical and Laboratory Immunology	0	0	0	0	0	0	0	0	11	0	0	0	11
		Clinical Cardiac Electrophysiology	83	8	51	56	13	1	0	9	2,847	13	7	0	2,867
		Critical Care Medicine	396	22	304	204	68	6	4	46	13,754	66	100	0	13,920
		Diagnostic Laboratory Immunology	3	0	2	1	0	0	0	0	67	0	0	0	67
		Endocrinology, Diabetes and Metabolism	245	16	160	124	47	1	2	71	8,009	69	90	34	8,202
		Gastroenterology	454	21	374	238	56	13	4	100	16,424	52	43	61	16,580
		Geriatric Medicine	101	9	107	74	18	5	1	17	4,529	63	24	0	4,616
		Hematology	285	21	215	179	50	14	3	36	9,998	56	44	30	10,128
		Hospice and Palliative Medicine	111	13	121	83	10	3	1	2	4,167	9	8	0	4,184
		Infectious Disease	240	26	207	125	32	11	9	64	9,474	59	84	22	9,639
		Interventional Cardiology	185	9	124	109	42	7	0	15	6,670	18	30	0	6,718
		Medical Oncology	370	27	374	242	66	19	3	59	15,168	84	68	51	15,371
		Nephrology	342	17	237	170	56	11	0	71	11,754	58	89	50	11,951
		Neurocritical Care	18	1	10	14	5	0	0	4	461	0	7	0	468
		Pulmonary Disease	464	33	341	228	95	6	4	69	16,717	82	88	51	16,938
		Rheumatology	159	17	135	111	22	4	6	34	6,322	40	41	29	6,432
	Sleep Medicine	100	7	74	67	19	1	2	19	3,445	15	13	0	3,473	
	Transplant Hepatology	28	1	18	16	3	0	0	2	775	3	3	0	781	
Medical Genetics and Genomics	Diplomate Total	59	4	84	37	4	1	1	3	2,739	91	59	23	2,912	
	Clinical Biochemical Genetics	4	0	7	4	0	0	0	0	291	7	14	4	316	
	Clinical Biochemical/Molecular Genetics	1	0	0	0	0	0	0	0	40	2	2	1	45	
	Clinical Cytogenetics and Genomics	17	1	23	6	2	1	0	0	654	15	9	12	690	
	Clinical Genetics and Genomics	31	3	51	20	1	0	1	3	1,534	38	35	9	1,616	
	Clinical Molecular Genetics and Genomics	16	1	19	7	1	0	0	0	609	30	17	0	656	
	Laboratory Genetics and Genomics	4	0	5	9	1	0	0	0	249	13	1	0	263	
	Ph.D. Medical Genetics	3	0	1	0	0	0	0	0	117	0	1	3	121	
		Medical Biochemical Genetics	5	0	5	1	0	0	0	2	154	0	6	0	160
		Molecular Genetic Pathology	0	1	0	0	0	0	0	0	4	0	1	0	5
Neurological Surgery	Diplomate Total	179	9	152	129	43	9	3	33	6,829	64	81	293	7,267	
	Neurological Surgery	179	9	152	129	43	9	3	33	6,829	64	81	293	7,267	
Nuclear Medicine	Diplomate Total	94	6	117	61	12	4	2	39	4,002	133	65	176	4,376	
	Nuclear Medicine	94	6	117	61	12	4	2	39	4,002	133	65	176	4,376	
Obstetrics and Gynecology	Diplomate Total	1,451	127	1,031	754	211	70	33	247	50,237	213	194	885	51,529	
	Obstetrics and Gynecology	1,451	127	1,031	754	211	70	33	247	50,237	213	194	885	51,529	
		Complex Family Planning	6	1	7	2	0	0	0	0	295	0	0	0	295
		Critical Care Medicine	1	0	1	1	0	0	0	0	31	0	1	0	32
		Gynecologic Oncology	37	6	40	23	8	0	0	5	1,500	7	7	16	1,530
		Maternal-Fetal Medicine	71	9	68	40	5	1	0	4	2,967	6	12	24	3,009
		Reproductive Endocrinology and Infertility	47	11	34	15	2	0	0	4	1,591	19	6	18	1,634
	Urogynecology and Reconstructive Pelvic Surgery	41	3	27	23	6	0	0	6	1,257	2	6	0	1,265	

Table 2C: ABMS Board Certified Diplomates by Member Board and Location (continued)

American Board of	Certificate (Specialty certificates on the left, Subspecialty certificates on the right.)	VA	VT	WA	WI	WV	WY	US Military (1)	US Territories (2)	US Total	Canada	Foreign	Unknown	Grand Total	
Ophthalmology	Diplomate Total	608	60	537	444	114	20	9	161	23,997	508	160	737	25,402	
	Ophthalmology	608	60	537	444	114	20	9	161	23,997	508	160	737	25,402	
Orthopaedic Surgery	Diplomate Total	835	90	806	655	120	83	50	89	30,004	161	88	1,158	31,411	
	Orthopaedic Surgery	835	90	806	655	120	83	50	89	30,003	161	88	1,158	31,410	
	Orthopaedic Sports Medicine	102	11	69	63	9	9	2	7	2,712	5	0	11	2,728	
	Surgery of the Hand	64	7	72	45	5	5	4	4	2,226	0	2	80	2,308	
Otolaryngology — Head and Neck Surgery	Diplomate Total	397	35	393	285	80	22	46	61	15,128	373	90	568	16,159	
	Otolaryngology – Head and Neck Surgery	397	35	393	285	80	22	46	61	15,128	373	90	568	16,159	
	Complex Pediatric Otolaryngology	1	0	7	8	0	0	0	0	181	0	2	0	183	
	Neurotology	12	1	8	6	0	0	2	0	396	2	1	0	399	
	Sleep Medicine	14	0	4	4	1	1	1	2	254	1	2	0	257	
Pathology	Diplomate Total	645	104	634	574	166	36	29	108	29,550	925	373	2,744	33,592	
	Pathology – Anatomic	109	16	139	87	35	7	3	42	6,120	553	190	1,003	7,866	
	Pathology – Anatomic/Pathology – Clinical	499	81	446	461	128	29	26	63	21,670	334	154	1,623	23,781	
	Pathology – Clinical	55	9	63	33	12	2	0	7	2,584	27	30	288	2,929	
	Blood Banking/Transfusion Medicine	42	6	29	32	8	0	1	3	1,511	11	7	84	1,613	
	Clinical Informatics	2	1	2	1	1	0	0	1	209	1	0	0	210	
	Cytopathology	127	18	70	76	27	3	4	13	4,592	90	21	199	4,902	
	Dermatopathology	28	7	35	26	4	0	1	0	1,649	36	11	88	1,784	
	Hematopathology	70	9	71	65	17	2	2	4	3,029	69	30	116	3,244	
	Immunopathology	2	0	0	4	2	0	0	0	148	1	0	9	158	
	Neuropathology	21	3	18	12	8	0	0	3	876	29	21	90	1,016	
	Pathology – Chemical	5	1	1	2	0	0	0	0	133	2	2	16	153	
	Pathology – Forensic	34	5	40	30	10	0	5	4	1,605	33	6	102	1,746	
	Pathology – Hematology	3	2	4	3	0	0	0	1	262	6	2	0	270	
	Pathology – Medical Microbiology	8	2	8	5	1	0	0	1	324	4	6	22	356	
	Pathology – Molecular Genetic	13	6	17	11	1	0	1	1	786	20	5	1	812	
	Pathology – Pediatric	9	2	15	14	0	1	0	1	557	29	2	21	609	
	Radioisotopic Pathology	2	2	3	1	0	2	0	0	175	0	0	31	206	
	Pediatrics	Diplomate Total	2,974	273	2,457	1,841	437	80	91	424	111,645	1,025	914	4,018	117,602
		Pediatrics	2,847	262	2,305	1,715	418	80	90	415	106,050	979	884	4,015	111,928
Adolescent Medicine		18	1	25	8	5	0	0	1	615	4	1	0	620	
Allergy and Immunology		3	0	1	2	0	0	0	1	117	3	5	9	134	
Child Abuse Pediatrics		2	1	6	6	2	0	1	0	384	5	0	0	389	
Clinical and Laboratory Immunology		0	0	0	0	0	0	0	0	6	0	0	1	7	
Developmental-Behavioral Pediatrics		21	1	21	4	1	0	6	1	774	7	6	0	787	
Hospice and Palliative Medicine		9	2	11	8	1	0	0	2	400	2	3	0	405	
Medical Toxicology		0	0	2	0	0	0	0	0	33	0	0	0	33	
Neonatal-Perinatal Medicine		194	14	130	117	24	1	9	33	7,296	51	50	117	7,514	
Pediatric Cardiology		82	7	81	63	13	0	0	3	3,577	33	38	67	3,715	
Pediatric Critical Care Medicine		78	7	74	60	15	0	0	13	3,065	18	28	0	3,111	
Pediatric Emergency Medicine		55	2	76	41	7	0	1	5	2,953	22	13	0	2,988	
Pediatric Endocrinology		54	3	41	27	6	1	0	6	2,006	11	15	45	2,077	
Pediatric Gastroenterology		44	4	36	40	7	0	0	11	2,049	12	6	0	2,067	
Pediatric Hematology-Oncology		66	5	79	65	11	0	0	12	3,472	41	42	80	3,635	
Pediatric Hospital Medicine		61	10	67	48	14	0	0	5	2,527	0	3	0	2,530	

Table 2C: ABMS Board Certified Diplomates by Member Board and Location (continued)

American Board of	Certificate (Specialty certificates on the left. Subspecialty certificates on the right.)	VA	VT	WA	WI	WV	WY	US Military (1)	US Territories (2)	US Total	Canada	Foreign	Unknown	Grand Total
Pediatrics <i>continued</i>	Pediatric Infectious Diseases	28	3	31	14	5	0	3	5	1,414	6	20	0	1,440
	Pediatric Nephrology	31	3	34	19	4	0	0	5	1,053	13	11	23	1,100
	Pediatric Pulmonology	26	5	31	21	5	0	0	6	1,221	7	6	0	1,234
	Pediatric Rheumatology	5	1	19	11	0	0	0	4	499	3	3	0	505
	Pediatric Transplant Hepatology	1	0	4	6	0	0	0	1	151	1	1	0	153
	Sleep Medicine	15	2	8	5	2	0	0	2	380	3	0	0	383
	Sports Medicine	4	1	13	12	0	0	1	0	365	4	0	0	369
Physical Medicine and Rehabilitation	Diplomate Total	315	21	380	249	27	9	9	136	12,418	98	36	206	12,758
	Physical Medicine and Rehabilitation	312	21	380	245	27	9	9	135	12,347	98	36	206	12,687
	Brain Injury Medicine	21	1	21	15	0	0	0	5	827	4	0	0	831
	Neuromuscular Medicine	2	1	2	1	0	0	0	4	62	1	0	0	63
	Pain Medicine	49	3	46	29	3	0	3	14	1,879	8	2	0	1,889
	Pediatric Rehabilitation Medicine	6	0	10	8	1	0	0	3	351	1	1	0	353
	Spinal Cord Injury Medicine	15	0	22	6	2	0	0	4	445	7	1	0	453
	Sports Medicine	17	0	46	19	0	1	1	18	767	11	1	0	779
Plastic Surgery	Diplomate Total	239	14	172	129	29	6	3	33	8,786	75	64	8	8,933
	Plastic Surgery	239	14	172	129	29	6	3	33	8,782	75	64	8	8,929
	Surgery of the Hand	10	1	7	22	3	0	0	3	579	7	0	0	586
Preventive Medicine	Diplomate Total	491	51	466	250	79	16	86	20	14,544	143	58	546	15,291
	Aerospace Medicine	74	2	27	3	2	4	33	2	1,044	21	4	109	1,178
	Occupational Medicine	123	10	132	68	19	3	30	4	3,544	35	12	172	3,763
	Public Health and General Preventive Medicine	152	13	120	37	13	4	43	5	3,549	56	39	275	3,919
	Addiction Medicine	115	19	133	98	42	4	1	8	4,573	28	2	1	4,604
	Clinical Informatics	73	10	77	48	6	2	2	0	2,470	12	3	4	2,489
	Medical Toxicology	1	0	1	0	0	0	0	0	24	0	0	0	24
	Undersea and Hyperbaric Medicine	8	0	6	9	0	0	0	2	263	1	1	1	266
Psychiatry and Neurology	Diplomate Total	2,036	292	1,753	1,258	319	46	78	339	80,044	688	282	1,830	82,844
	Neurology	546	55	490	348	93	14	10	100	21,244	168	112	339	21,863
	Neurology with Special Qualification in Child Neurology	61	2	68	41	14	0	0	25	3,164	20	20	57	3,261
	Psychiatry	1,419	234	1,183	863	212	32	66	214	55,329	496	149	1,449	57,423
	Addiction Psychiatry	31	6	42	18	9	0	4	11	1,500	11	0	0	1,511
	Brain Injury Medicine	14	0	3	1	2	0	1	2	273	1	0	0	274
	Child and Adolescent Psychiatry	234	49	171	184	28	7	15	42	9,741	54	15	91	9,901
	Child Psychiatry	41	4	21	25	4	0	1	4	1,440	9	9	93	1,551
	Clinical Neurophysiology	63	4	46	58	11	2	1	6	2,465	12	11	3	2,491
	Consultation-Liaison Psychiatry	46	5	38	29	6	0	2	17	1,525	14	4	1	1,544
	Epilepsy	39	1	41	49	11	1	0	11	2,248	7	10	0	2,265
	Forensic Psychiatry	47	7	23	26	9	1	3	6	1,646	10	3	1	1,660
	Geriatric Psychiatry	42	4	27	22	8	0	2	4	1,538	18	2	1	1,559
	Neurocritical Care	12	0	11	7	5	0	0	0	481	0	2	0	483
	Neurodevelopmental Disabilities	6	1	4	1	2	0	0	2	191	0	0	0	191
	Neuromuscular Medicine	21	2	19	13	4	0	0	9	889	2	10	0	901
	Pain Medicine	3	0	4	2	2	1	0	0	301	0	0	1	302
	Sleep Medicine	56	2	46	24	4	0	0	5	1,319	11	2	0	1,332
	Vascular Neurology	37	5	52	33	11	0	0	6	1,920	11	12	3	1,946

Table 2C: ABMS Board Certified Diplomates by Member Board and Location (continued)

American Board of	Certificate (Specialty certificates on the left. Subspecialty certificates on the right.)	VA	VT	WA	WI	WV	WY	US Military (1)	US Territories (2)	US Total	Canada	Foreign	Unknown	Grand Total
Radiology	Diplomate Total	1,457	114	1,275	1,202	273	60	76	219	55,098	1,311	327	10,226	66,962
	Diagnostic Medical Physics	33	2	11	24	5	1	2	2	989	3	1	185	1,178
	Diagnostic Radiology	1,087	86	979	866	208	51	73	182	40,898	1,134	229	6,821	49,082
	Interventional Radiology and Diagnostic Radiology	120	7	70	95	9	2	1	12	3,611	7	2	1,095	4,715
	Medical Physics	4	0	2	3	0	0	0	0	147	1	1	51	200
	Nuclear Medical Physics	3	0	5	3	1	0	0	1	236	0	0	17	253
	Radiation Oncology	123	11	131	123	25	4	0	17	5,702	118	38	1,242	7,100
	Therapeutic Medical Physics	103	9	83	98	28	2	0	7	3,959	50	58	842	4,909
	Neuroradiology	102	6	100	89	13	2	1	13	3,846	28	9	489	4,372
	Nuclear Radiology	20	0	20	10	5	2	0	0	820	8	2	88	918
	Pain Medicine	0	0	0	0	0	0	0	0	3	0	0	1	4
	Pediatric Radiology	28	1	36	20	1	1	0	5	1,170	8	4	102	1,284
Surgery	Diplomate Total	1,173	128	920	803	255	70	43	188	43,355	387	355	1,135	45,232
	Surgery	1,095	120	856	776	243	70	42	184	41,058	374	351	1,134	42,917
	Vascular Surgery	124	10	103	60	22	4	2	7	3,864	9	8	1	3,882
	Complex General Surgical Oncology	12	2	9	11	2	0	0	0	534	9	2	0	545
	Pediatric Surgery	29	3	33	21	5	0	0	5	1,224	13	1	0	1,238
	Surgery of the Hand	6	0	1	2	0	0	0	2	187	0	0	0	187
	Surgical Critical Care	117	15	87	80	27	2	4	10	4,645	17	10	0	4,672
	Thoracic Surgery	144	7	106	105	44	4	0	23	5,759	33	52	47	5,891
Thoracic Surgery	Thoracic and Cardiac Surgery	126	6	85	89	37	4	0	20	4,916	21	30	14	4,981
	Thoracic Surgery	18	1	21	20	8	0	0	3	870	12	22	33	937
	Congenital Cardiac Surgery	8	0	5	5	1	0	0	2	241	3	3	0	247
	Diplomate Total	339	25	276	208	48	17	10	95	11,804	79	45	59	11,987
Urology	Urology	339	25	276	208	48	17	10	95	11,804	79	45	59	11,987
	Pediatric Urology	11	1	14	12	1	0	0	2	472	3	0	0	475
	Urogynecology and Reconstructive Pelvic Surgery	8	0	13	8	1	0	0	1	341	1	0	0	342

(1) Overseas APO/FPO military addresses.

(2) U.S. Territories: American Samoa, Federated States of Micronesia, Guam, Marshall Islands, Northern Mariana Islands, Palau, Puerto Rico, Virgin Islands.

The Member Boards and Associate Members of ABMS

ABMS works with its Member Boards and Associate Members to improve the quality of graduate medical education, the standards of medical practice, and the physician certification process. Contact information for the ABMS Member Boards can be found on page 45.

ABMS MEMBER BOARDS

Includes the year approved as an ABMS Member Board

- 1933** Founding Member Boards:
 American Board of Dermatology
 American Board of Obstetrics and Gynecology
 American Board of Ophthalmology
 American Board of Otolaryngology – Head and Neck Surgery
- 1935** American Board of Orthopaedic Surgery
 American Board of Pediatrics
 American Board of Psychiatry and Neurology
 American Board of Radiology
 American Board of Urology
- 1936** American Board of Internal Medicine
 American Board of Pathology
- 1937** American Board of Surgery
- 1940** American Board of Neurological Surgery
- 1941** American Board of Anesthesiology
 American Board of Plastic Surgery
- 1947** American Board of Physical Medicine and Rehabilitation
- 1949** American Board of Colon and Rectal Surgery
 American Board of Preventive Medicine
- 1969** American Board of Family Medicine
- 1971** American Board of Allergy and Immunology
 American Board of Nuclear Medicine
 American Board of Thoracic Surgery
- 1979** American Board of Emergency Medicine
- 1991** American Board of Medical Genetics and Genomics

ASSOCIATE MEMBERS OF ABMS

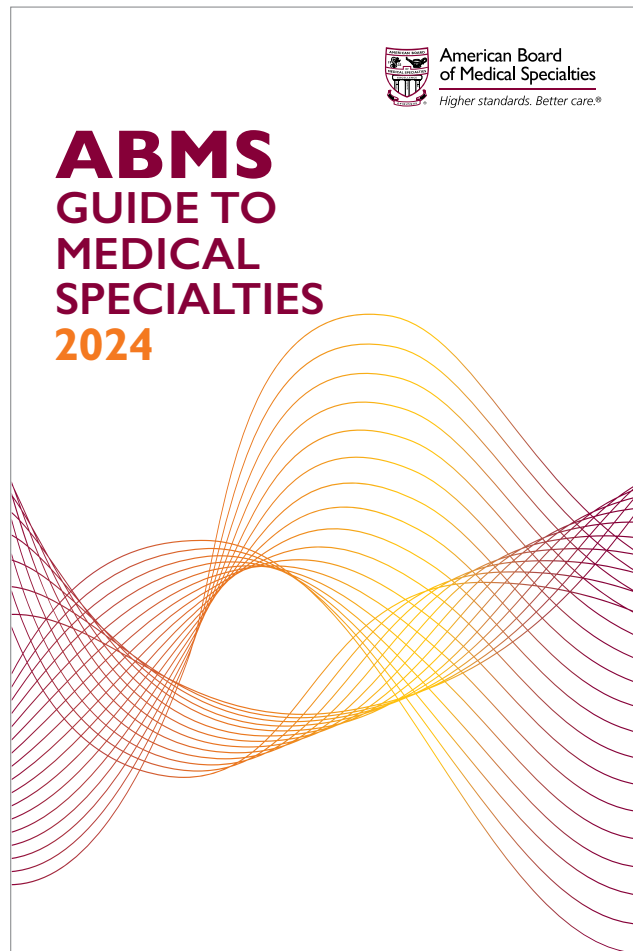
Includes the year approved as an associate member

- 1970**
 American Hospital Association
 Association of American Medical Colleges
 Federation of State Medical Boards
 National Board of Medical Examiners
- 1973**
 Council of Medical Specialty Societies
- 1989**
 American Medical Association
- 2002**
 Accreditation Council of Graduate Medical Education
 InTealth (ECFMG and FAIMER)
- 2004**
 Accreditation Council for Continuing Medical Education

ABMS Publications

ABMS Guide to Medical Specialties

The [ABMS Guide to Medical Specialties](#) provides an overview of board certification and descriptions of each specialty and subspecialty areas where certification is offered by an ABMS Member Board.



ABMS Insights Newsletter

[ABMS Insights](#) is a free quarterly e-newsletter featuring information on the latest programs, initiatives, and innovations from the ABMS Member Boards, as well as guest columnists.



ABMS Member Board Contact Information

American Board of Allergy and Immunology

Philadelphia, PA
(866) 264-5568
abai.org

American Board of Family Medicine

Lexington, KY
(877) 223-7437
theabfm.org

American Board of Obstetrics and Gynecology

Dallas, TX
(214) 871-1619
abog.org

American Board of Pediatrics

Chapel Hill, NC
(919) 929-0461
abp.org

American Board of Radiology

Tucson, AZ
(520) 790-2900
theabr.org

American Board of Anesthesiology

Raleigh, NC
(866) 999-7501
theaba.org

American Board of Internal Medicine

Philadelphia, PA
(800) 441-2246
abim.org

American Board of Ophthalmology

Doylestown, PA
(610) 664-1175
abop.org

American Board of Physical Medicine and Rehabilitation

Rochester, MN
(507) 282-1776
abpmr.org

American Board of Surgery

Philadelphia, PA
(215) 568-4000
absurgery.org

American Board of Colon and Rectal Surgery

Taylor, MI
(734) 282-9400
abcrcs.org

American Board of Medical Genetics and Genomics

Rockville, MD
(301) 634-7315
abmgg.org

American Board of Orthopaedic Surgery

Chapel Hill, NC
(919) 929-7103
abos.org

American Board of Plastic Surgery

Philadelphia, PA
(215) 587-9322
abplasticsurgery.org

American Board of Thoracic Surgery

Chicago, IL
(312) 202-5900
abts.org

American Board of Dermatology

Newton, MA
(617) 910-6400
abderm.org

American Board of Neurological Surgery

Rochester, MN
(507) 322-0400
abns.org

American Board of Otolaryngology – Head and Neck Surgery

Houston, TX
(713) 850-0399
abohns.org

American Board of Preventive Medicine

Chicago, IL
abpm@theabpm.org
theabpm.org

American Board of Urology

Charlottesville, VA
(434) 979-0059
abu.org

American Board of Emergency Medicine

East Lansing, MI
(517) 332-4800
abem.org/public

American Board of Nuclear Medicine

St. Louis, MO
(314) 367-2225
abnm.org

American Board of Pathology

Tampa, FL
(813) 286-2444
abpath.org

American Board of Psychiatry and Neurology

Deerfield, IL
(847) 229-6500
abpn.org



American Board of Medical Specialties

Higher standards. Better care.®

American Board of Medical Specialties
353 North Clark Street, Suite 1400
Chicago, IL 60654

T: (312) 436-2600
abms.org

2023-2024 ABMS Board Certification Report
September 2024



© 2024 American Board of Medical Specialties®